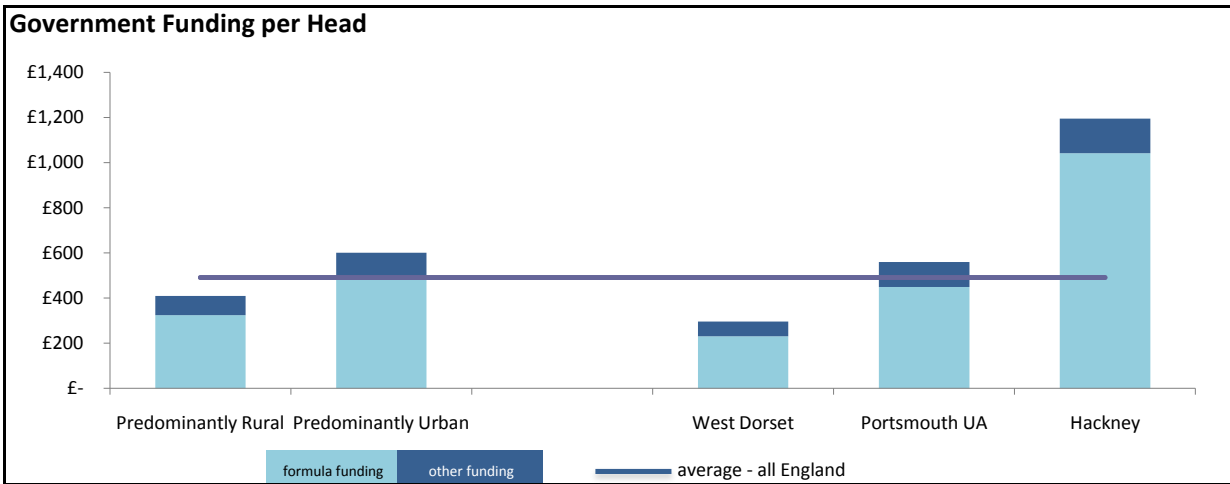


# Analysis of Council Funding, Council Tax and Spending Power by Local Authority

Authority: West Dorset

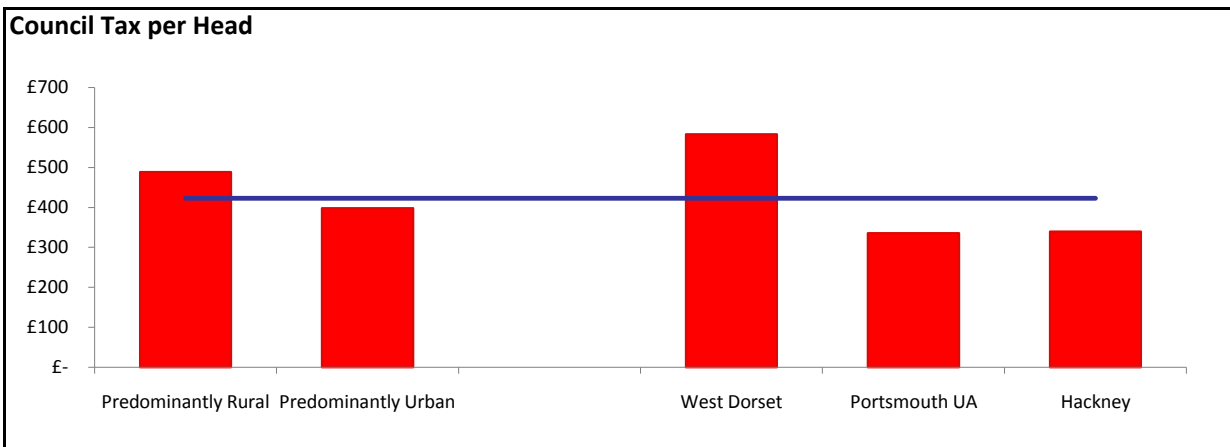
First Comparator: Portsmouth UA

Second Comparator: Hackney



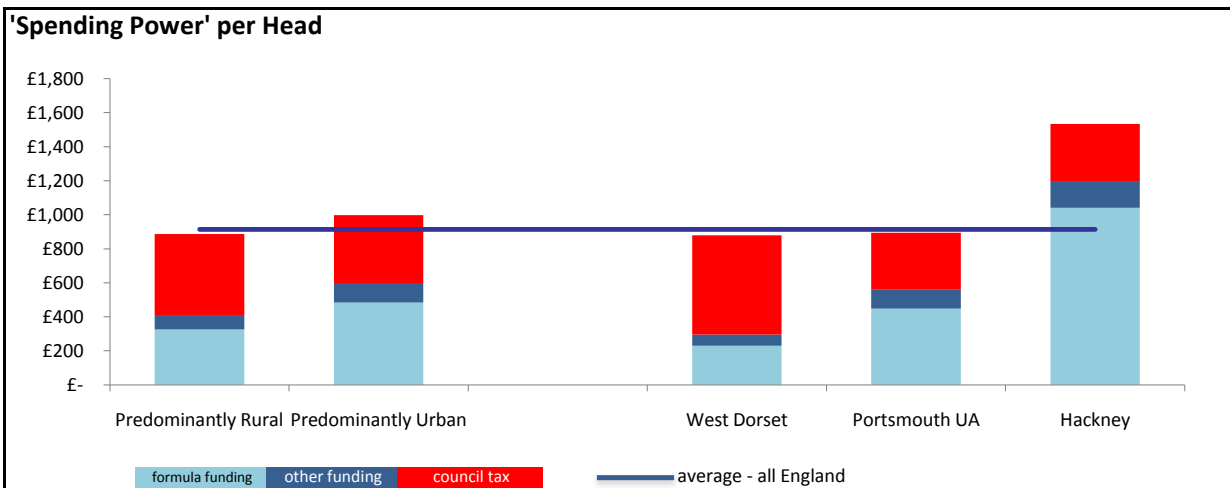
**Funding per Head Comparison**

	Formula	Other Grants		Formula	Other Grants
Predominantly Rural	£ 324.41	£ 85.21	West Dorset	£ 230.26	£ 66.10
Predominantly Urban	£ 486.96	£ 114.34	Portsmouth UA	£ 448.42	£ 111.40
Average (All England)	£ 390.49	£ 100.60	Hackney	£ 1,041.39	£ 152.85



**Council Tax per Head Comparison**

Predominantly Rural	£ 488.12	West Dorset	£ 583.20
Predominantly Urban	£ 398.10	Portsmouth UA	£ 335.20
Average All England	£ 423.09	Hackney	£ 339.97



**'Spending Power' per Head Comparison**

Predominantly Rural	£ 897.75	West Dorset	£ 879.56
Predominantly Urban	£ 999.40	Portsmouth UA	£ 895.03
Average All England	£ 914.18	Hackney	£ 1,534.21