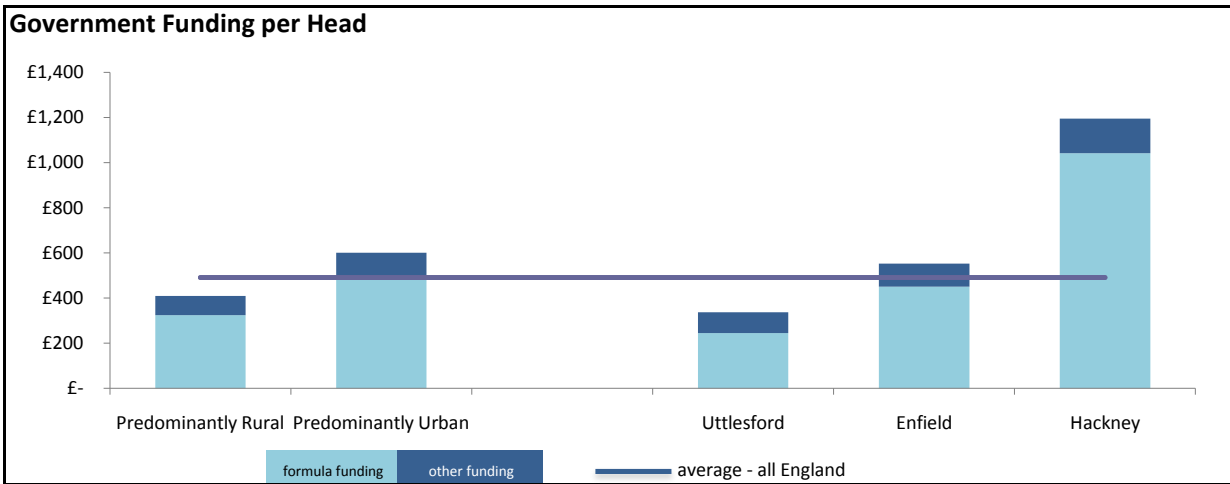


Analysis of Council Funding, Council Tax and Spending Power by Local Authority

Authority: **Uttlesford**

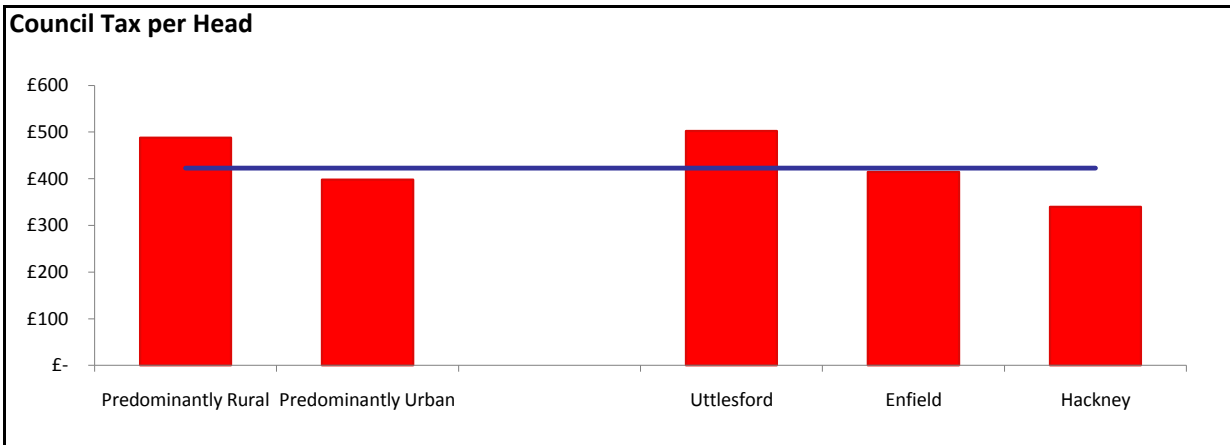
First Comparator: **Enfield**

Second Comparator: **Hackney**



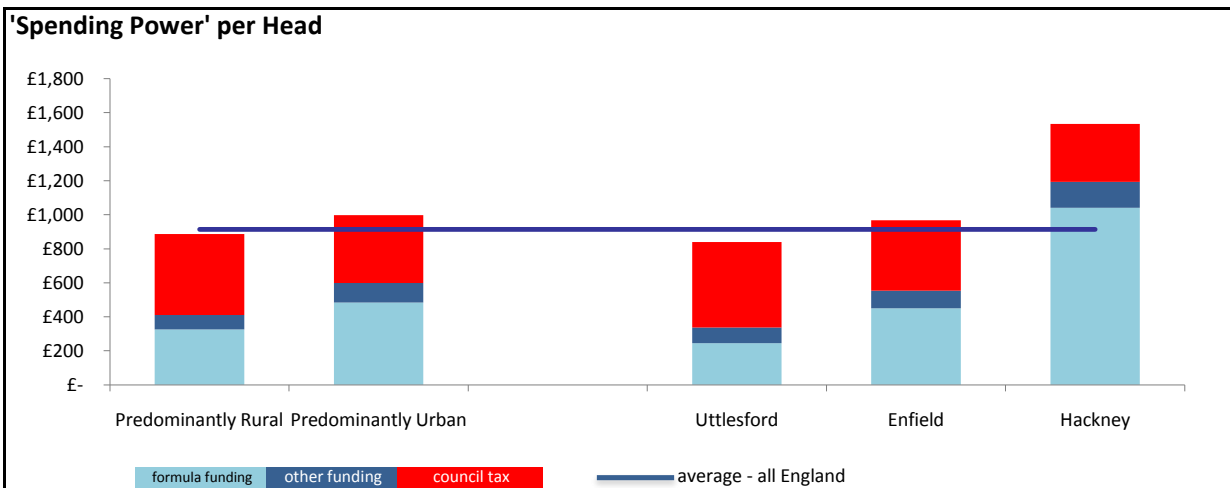
Funding per Head Comparison

	Formula	Other Grants		Formula	Other Grants
Predominantly Rural	£ 324.41	£ 85.21	Uttlesford	£ 245.21	£ 92.52
Predominantly Urban	£ 486.96	£ 114.34	Enfield	£ 449.99	£ 102.83
Average (All England)	£ 390.49	£ 100.60	Hackney	£ 1,041.39	£ 152.85



Council Tax per Head Comparison

Predominantly Rural	£ 488.12	Uttlesford	£ 502.24
Predominantly Urban	£ 398.10	Enfield	£ 414.34
Average All England	£ 423.09	Hackney	£ 339.97



'Spending Power' per Head Comparison

Predominantly Rural	£ 897.75	Uttlesford	£ 839.97
Predominantly Urban	£ 999.40	Enfield	£ 967.16
Average All England	£ 914.18	Hackney	£ 1,534.21