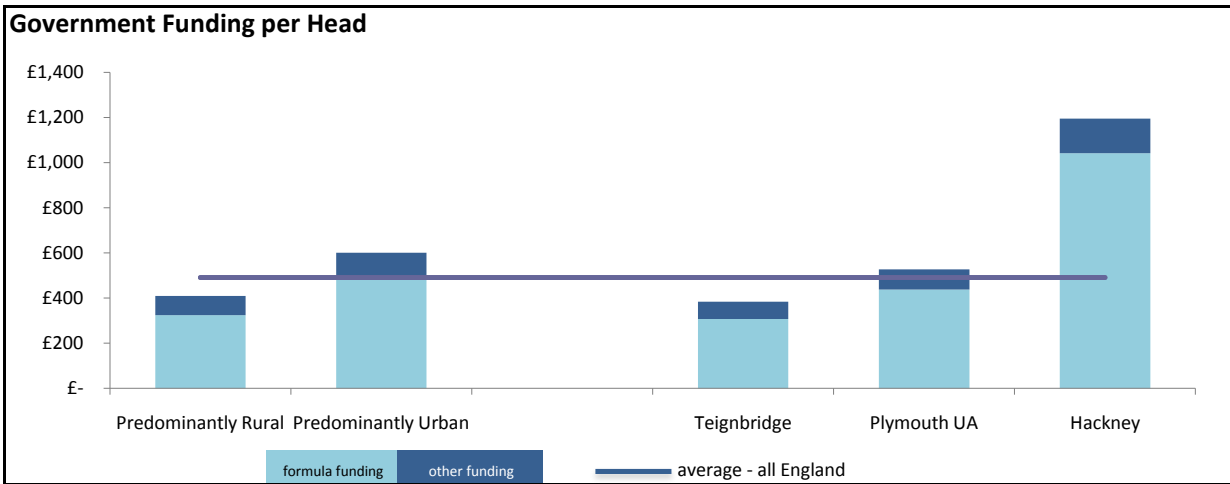


Analysis of Council Funding, Council Tax and Spending Power by Local Authority

Authority: **Teignbridge**

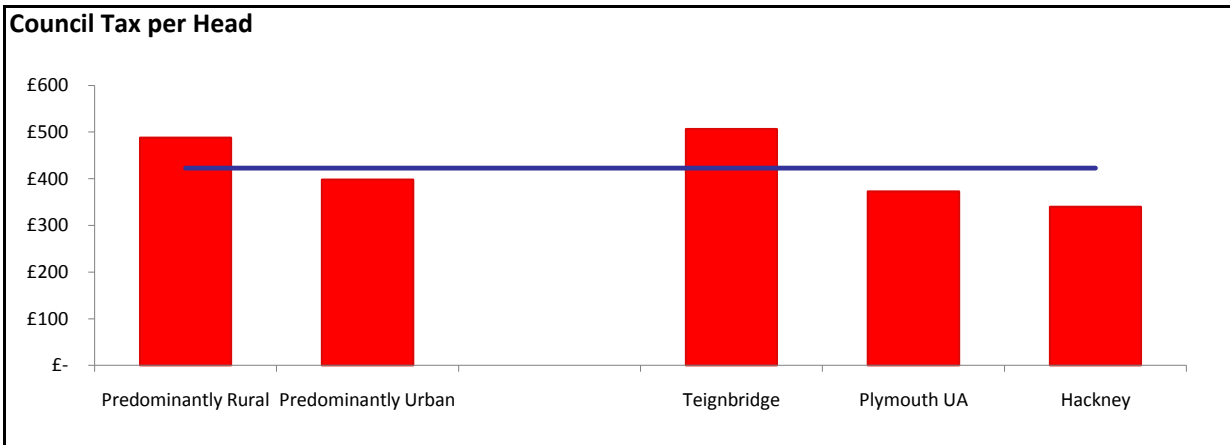
First Comparator: **Plymouth UA**

Second Comparator: **Hackney**



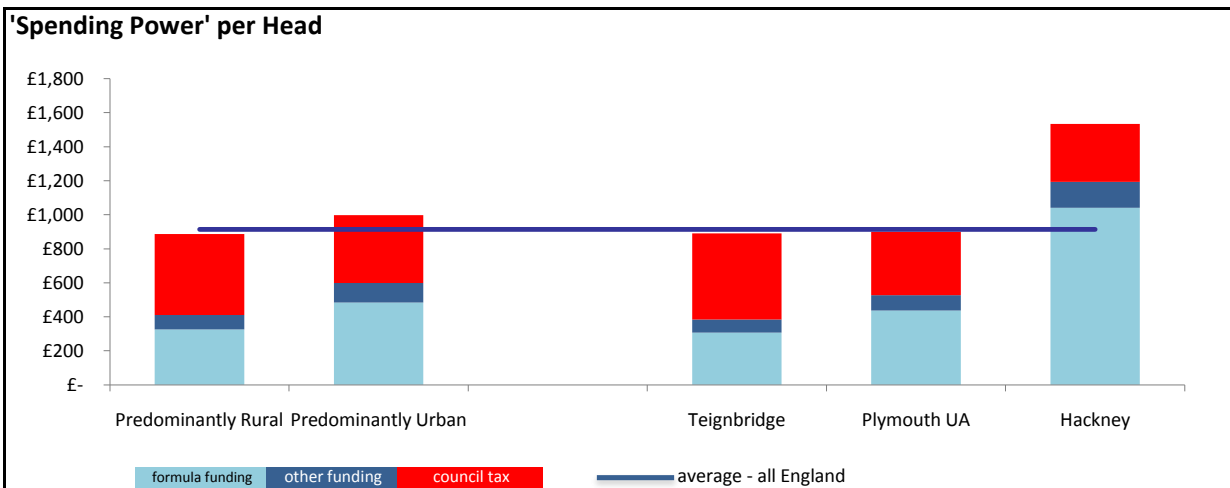
Funding per Head Comparison

	Formula	Other Grants		Formula	Other Grants
Predominantly Rural	£ 324.41	£ 85.21	Teignbridge	£ 307.55	£ 76.70
Predominantly Urban	£ 486.96	£ 114.34	Plymouth UA	£ 437.59	£ 89.03
Average (All England)	£ 390.49	£ 100.60	Hackney	£ 1,041.39	£ 152.85



Council Tax per Head Comparison

Predominantly Rural	£ 488.12	Teignbridge	£ 506.19
Predominantly Urban	£ 398.10	Plymouth UA	£ 372.86
Average All England	£ 423.09	Hackney	£ 339.97



'Spending Power' per Head Comparison

Predominantly Rural	£ 897.75	Teignbridge	£ 890.44
Predominantly Urban	£ 999.40	Plymouth UA	£ 899.49
Average All England	£ 914.18	Hackney	£ 1,534.21