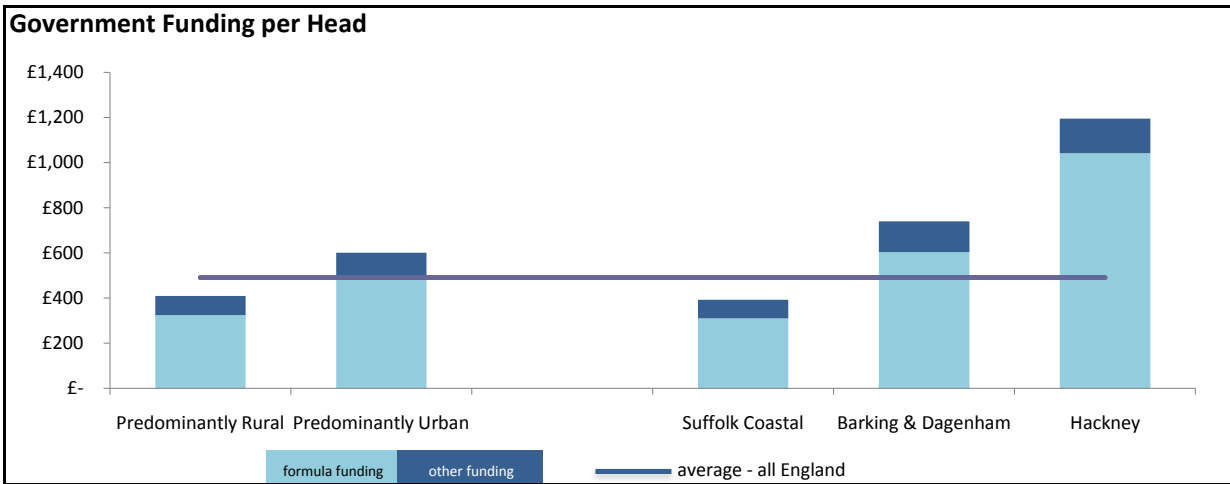


# Analysis of Council Funding, Council Tax and Spending Power by Local Authority

Authority: **Suffolk Coastal**

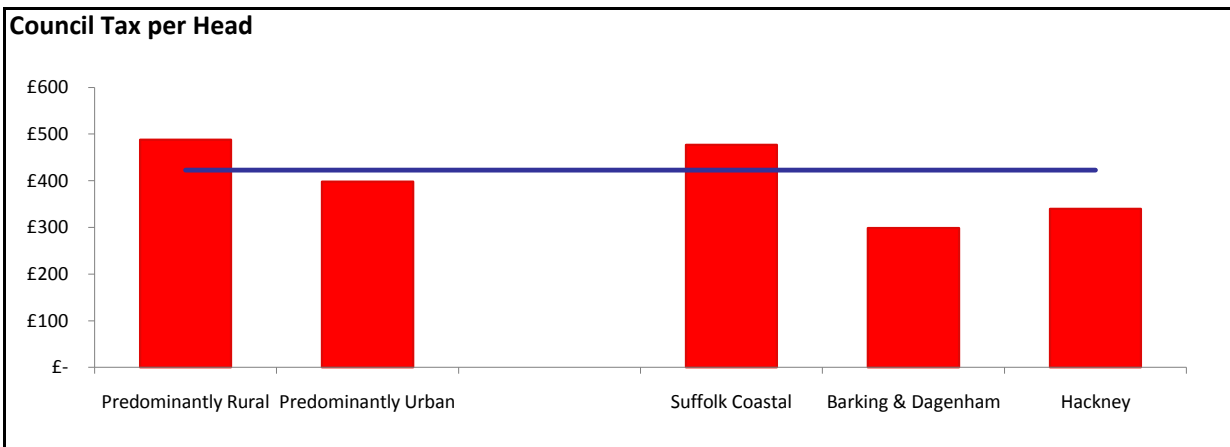
First Comparator: **Barking & Dagenham**

Second Comparator: **Hackney**



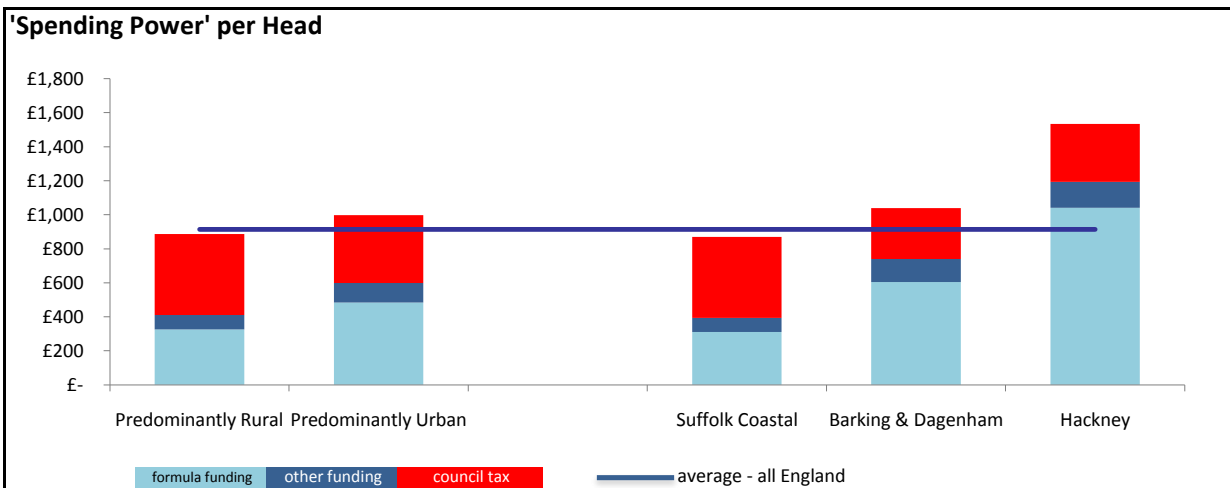
### Funding per Head Comparison

	Formula	Other Grants		Formula	Other Grants
Predominantly Rural	£ 324.41	£ 85.21	Suffolk Coastal	£ 310.11	£ 82.64
Predominantly Urban	£ 486.96	£ 114.34	Barking & Dagenham	£ 603.93	£ 135.61
Average (All England)	£ 390.49	£ 100.60	Hackney	£ 1,041.39	£ 152.85



### Council Tax per Head Comparison

Predominantly Rural	£ 488.12	Suffolk Coastal	£ 477.10
Predominantly Urban	£ 398.10	Barking & Dagenham	£ 298.84
Average All England	£ 423.09	Hackney	£ 339.97



### 'Spending Power' per Head Comparison

Predominantly Rural	£ 897.75	Suffolk Coastal	£ 869.84
Predominantly Urban	£ 999.40	Barking & Dagenham	£ 1,038.38
Average All England	£ 914.18	Hackney	£ 1,534.21