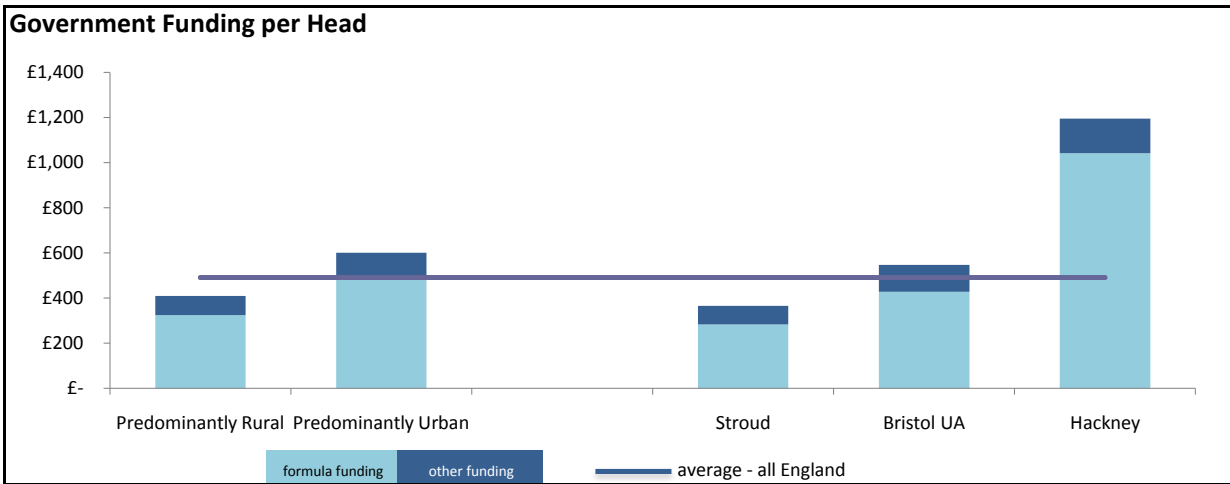


# Analysis of Council Funding, Council Tax and Spending Power by Local Authority

Authority: **Stroud**

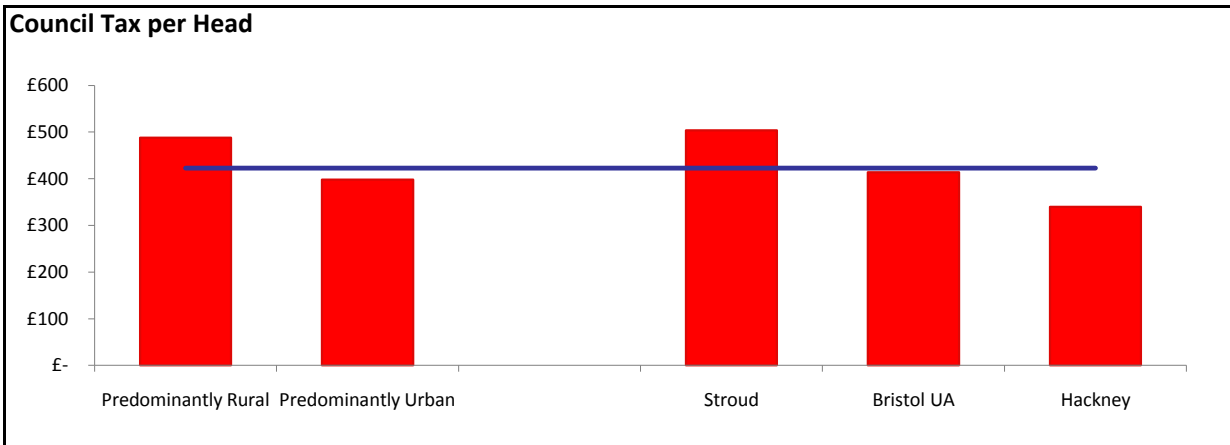
First Comparator: **Bristol UA**

Second Comparator: **Hackney**



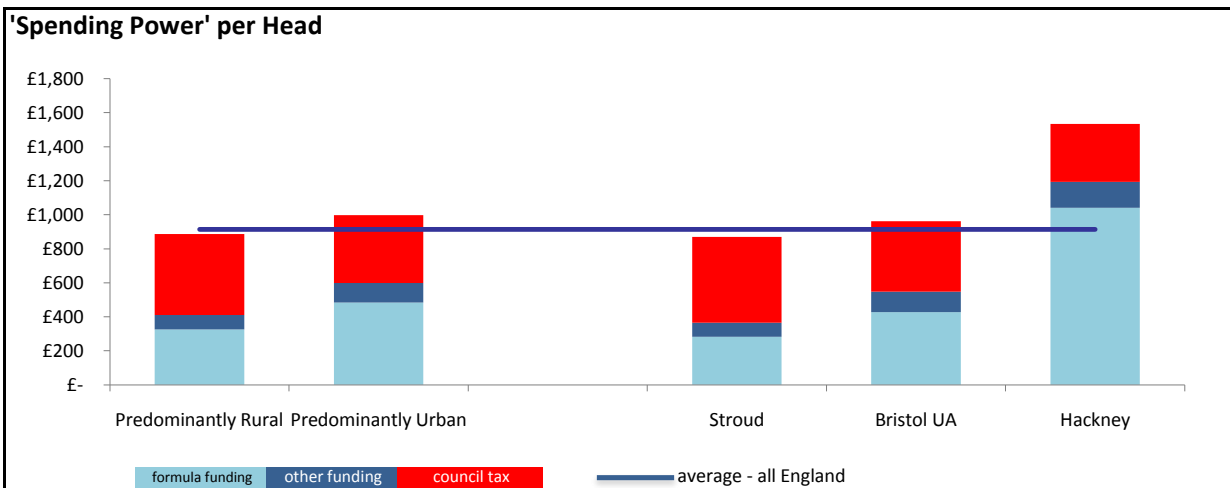
**Funding per Head Comparison**

	Formula	Other Grants		Formula	Other Grants
Predominantly Rural	£ 324.41	£ 85.21	Stroud	£ 283.31	£ 82.05
Predominantly Urban	£ 486.96	£ 114.34	Bristol UA	£ 427.71	£ 119.30
Average (All England)	£ 390.49	£ 100.60	Hackney	£ 1,041.39	£ 152.85



**Council Tax per Head Comparison**

Predominantly Rural	£ 488.12	Stroud	£ 503.79
Predominantly Urban	£ 398.10	Bristol UA	£ 414.20
Average All England	£ 423.09	Hackney	£ 339.97



**'Spending Power' per Head Comparison**

Predominantly Rural	£ 897.75	Stroud	£ 869.15
Predominantly Urban	£ 999.40	Bristol UA	£ 961.21
Average All England	£ 914.18	Hackney	£ 1,534.21