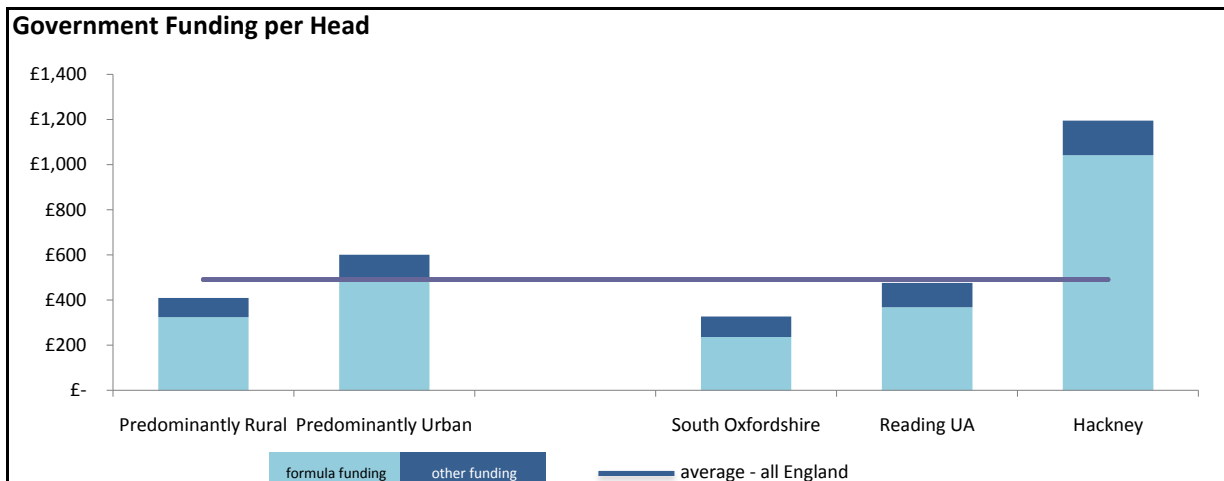


Analysis of Council Funding, Council Tax and Spending Power by Local Authority

Authority: **South Oxfordshire**

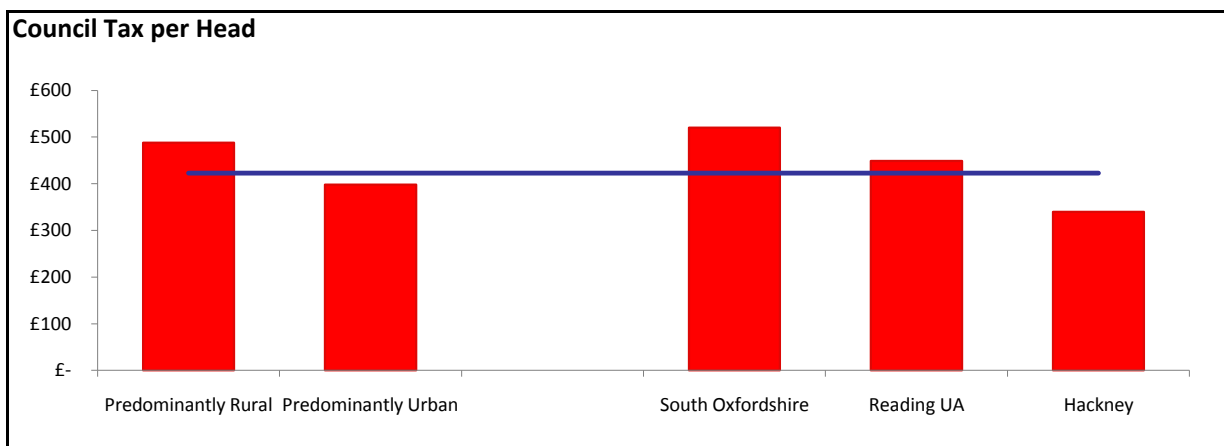
First Comparator: **Reading UA**

Second Comparator: **Hackney**



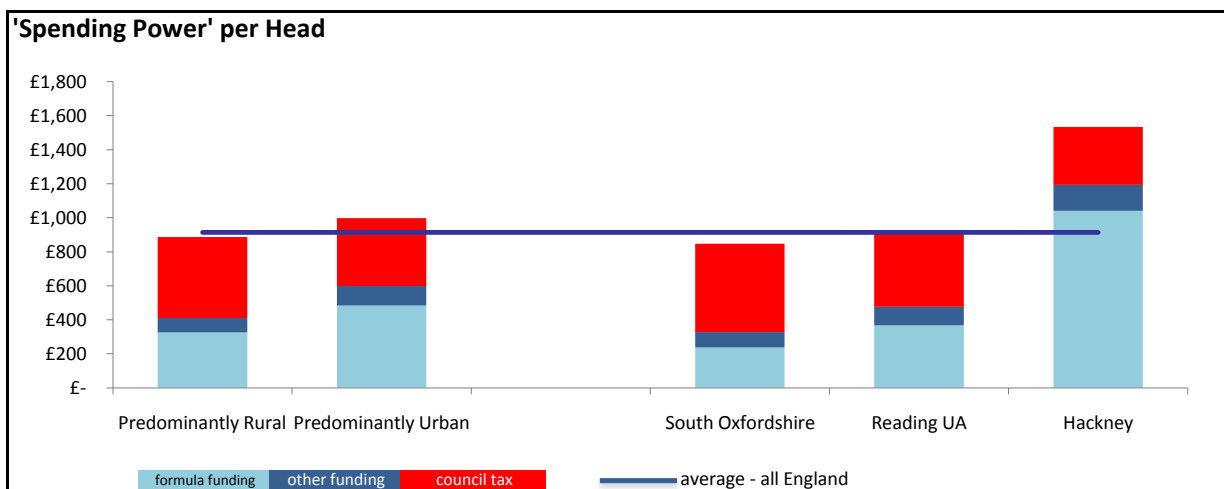
Funding per Head Comparison

	Formula	Other Grants		Formula	Other Grants
Predominantly Rural	£ 324.41	£ 85.21	South Oxfordshire	£ 237.02	£ 90.04
Predominantly Urban	£ 486.96	£ 114.34	Reading UA	£ 367.80	£ 108.05
Average (All England)	£ 390.49	£ 100.60	Hackney	£ 1,041.39	£ 152.85



Council Tax per Head Comparison

Predominantly Rural	£ 488.12	South Oxfordshire	£ 519.98
Predominantly Urban	£ 398.10	Reading UA	£ 449.10
Average All England	£ 423.09	Hackney	£ 339.97



'Spending Power' per Head Comparison

Predominantly Rural	£ 897.75	South Oxfordshire	£ 847.04
Predominantly Urban	£ 999.40	Reading UA	£ 924.94
Average All England	£ 914.18	Hackney	£ 1,534.21