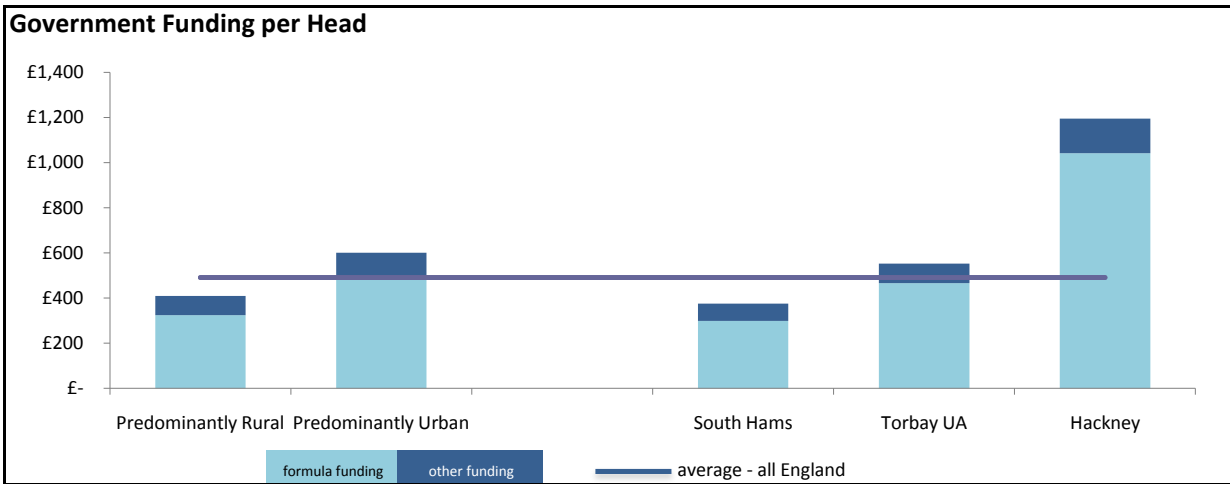


Analysis of Council Funding, Council Tax and Spending Power by Local Authority

Authority: **South Hams**

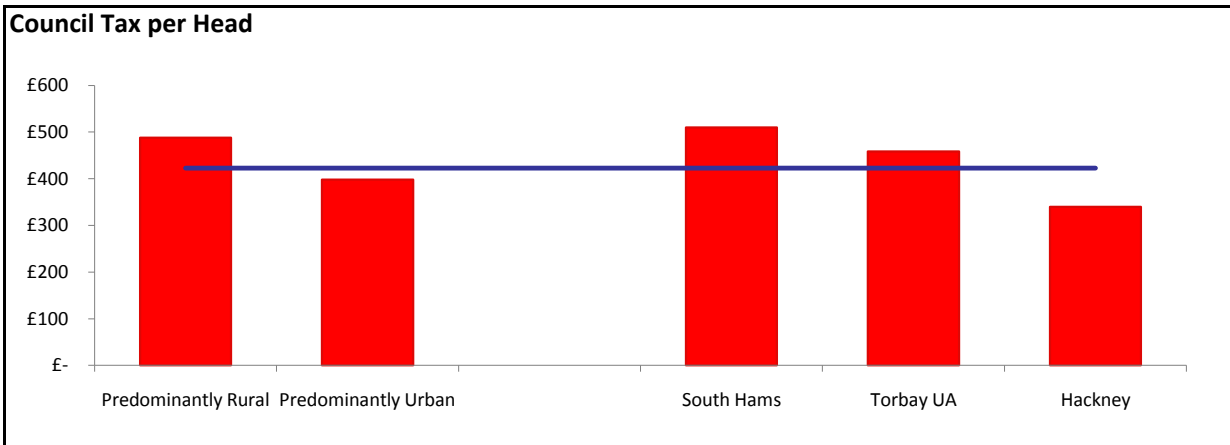
First Comparator: **Torbay UA**

Second Comparator: **Hackney**



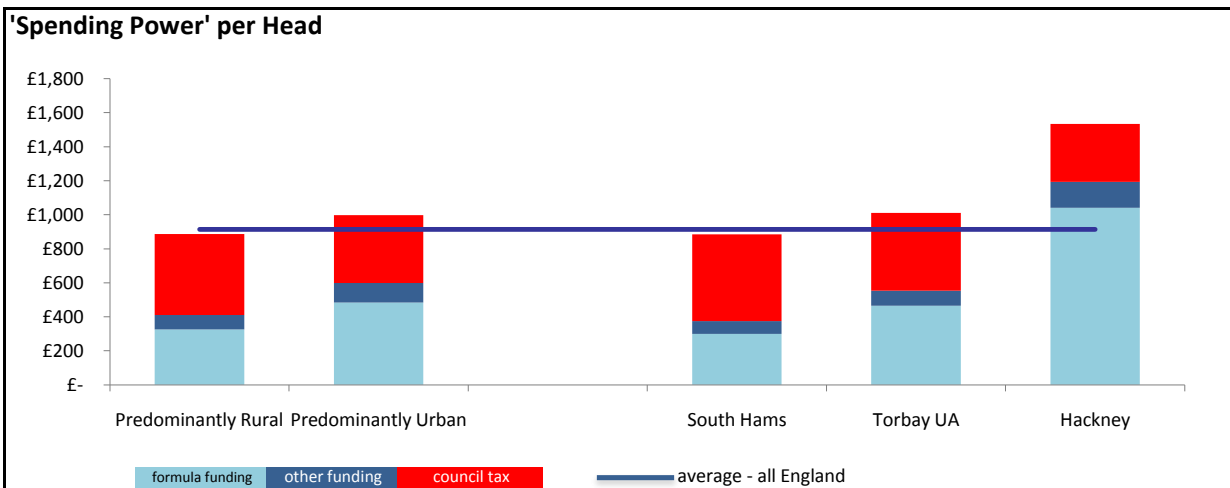
Funding per Head Comparison

	Formula	Other Grants		Formula	Other Grants
Predominantly Rural	£ 324.41	£ 85.21	South Hams	£ 299.05	£ 76.39
Predominantly Urban	£ 486.96	£ 114.34	Torbay UA	£ 465.84	£ 87.02
Average (All England)	£ 390.49	£ 100.60	Hackney	£ 1,041.39	£ 152.85



Council Tax per Head Comparison

Predominantly Rural	£ 488.12	South Hams	£ 509.88
Predominantly Urban	£ 398.10	Torbay UA	£ 458.32
Average All England	£ 423.09	Hackney	£ 339.97



'Spending Power' per Head Comparison

Predominantly Rural	£ 897.75	South Hams	£ 885.33
Predominantly Urban	£ 999.40	Torbay UA	£ 1,011.17
Average All England	£ 914.18	Hackney	£ 1,534.21