

Analysis of Council Funding, Council Tax and Spending Power by Local Authority

Authority: Somerset

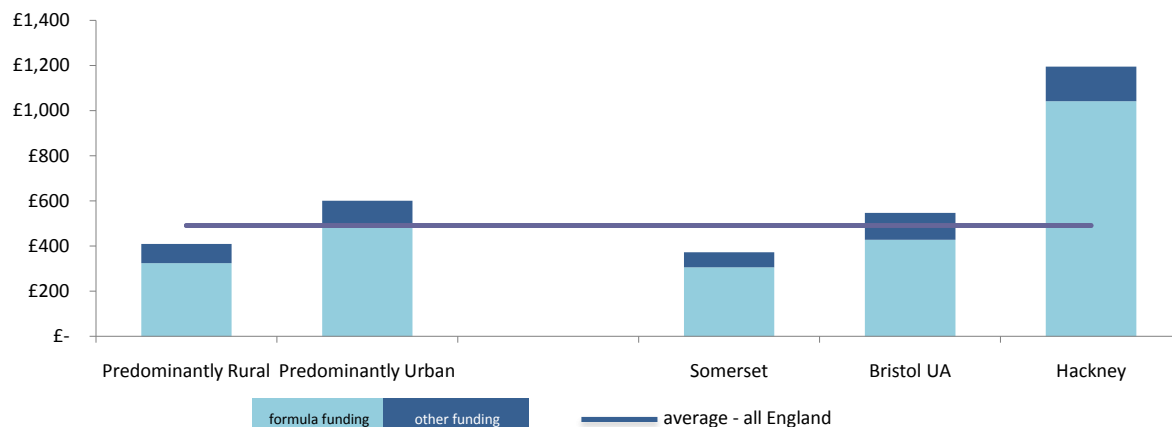
First Comparator:

Bristol UA

Second Comparator:

Hackney

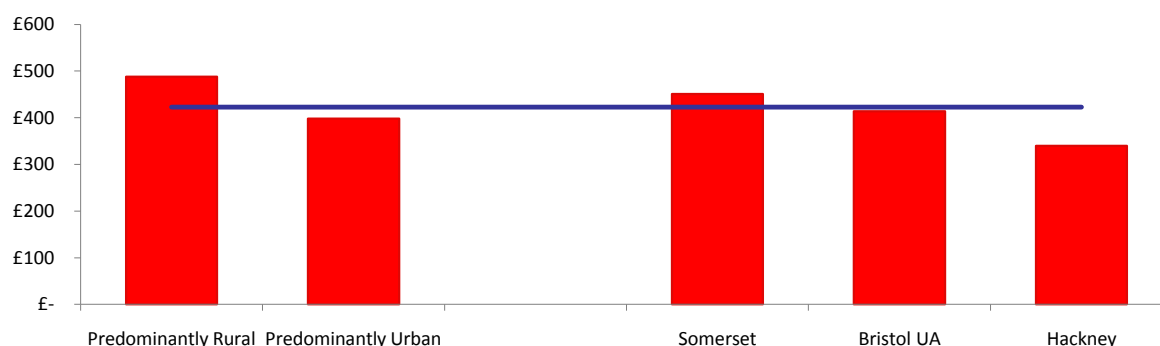
Government Funding per Head



Funding per Head Comparison

	Formula	Other Grants		Formula	Other Grants
Predominantly Rural	£ 324.41	£ 85.21	Somerset	£ 306.51	£ 66.45
Predominantly Urban	£ 486.96	£ 114.34	Bristol UA	£ 427.71	£ 119.30
Average (All England)	£ 390.49	£ 100.60	Hackney	£ 1,041.39	£ 152.85

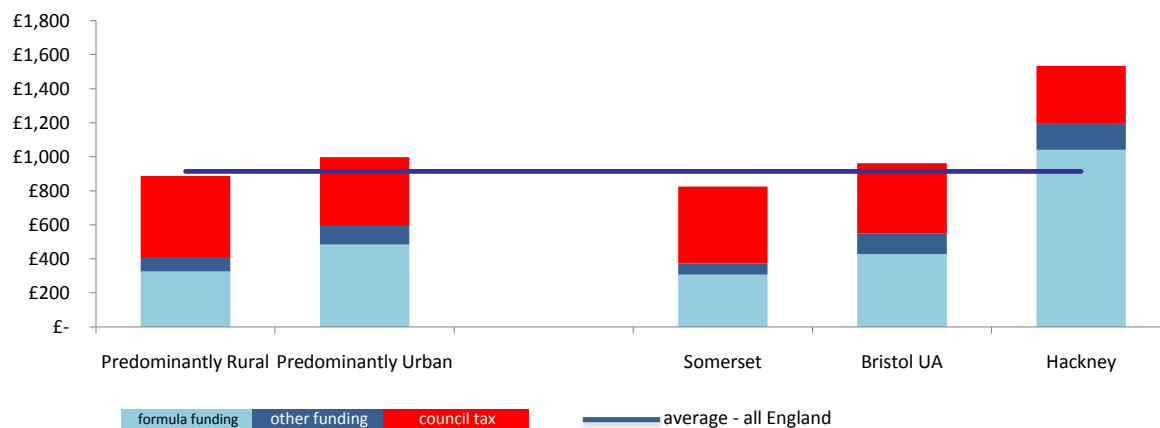
Council Tax per Head



Council Tax per Head Comparison

Predominantly Rural	£ 488.12	Somerset	£ 451.07
Predominantly Urban	£ 398.10	Bristol UA	£ 414.20
Average All England	£ 423.09	Hackney	£ 339.97

'Spending Power' per Head



'Spending Power' per Head Comparison

Predominantly Rural	£ 897.75	Somerset	£ 824.03
Predominantly Urban	£ 999.40	Bristol UA	£ 961.21
Average All England	£ 914.18	Hackney	£ 1,534.21