

Analysis of Council Funding, Council Tax and Spending Power by Local Authority

Authority: **Shropshire UA**

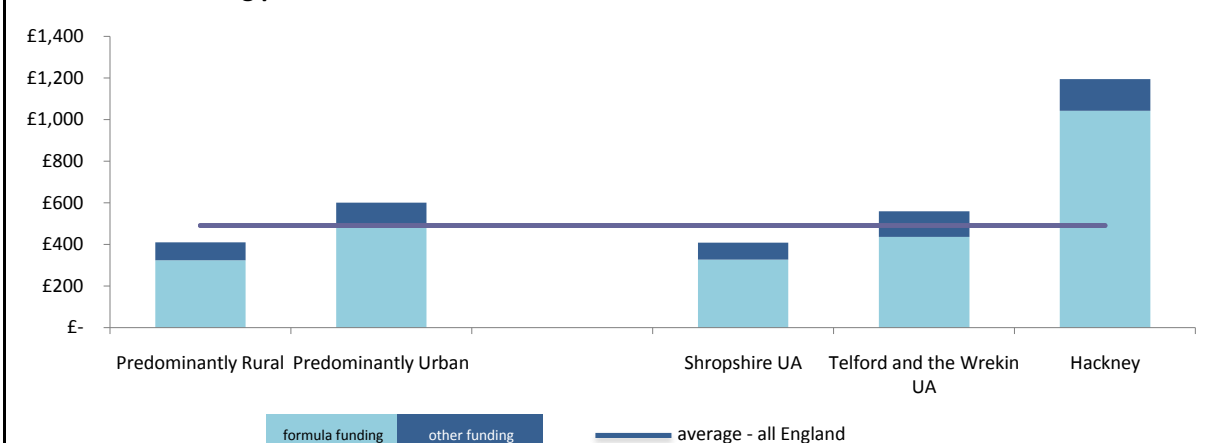
First Comparator:

Telford and the Wrekin UA

Second Comparator:

Hackney

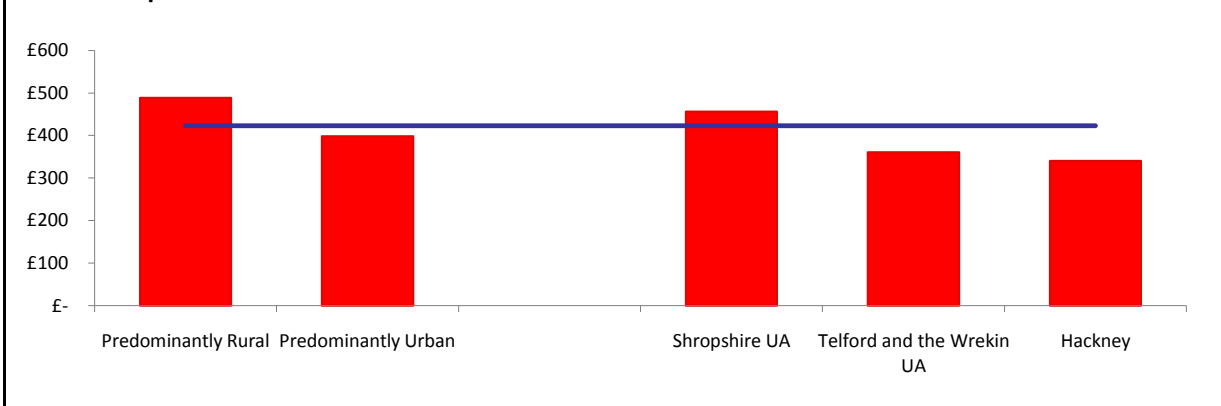
Government Funding per Head



Funding per Head Comparison

| | Formula | Other Grants | | Formula | Other Grants |
|-----------------------|----------|--------------|---------------------------|------------|--------------|
| Predominantly Rural | £ 324.41 | £ 85.21 | Shropshire UA | £ 326.43 | £ 81.23 |
| Predominantly Urban | £ 486.96 | £ 114.34 | Telford and the Wrekin UA | £ 436.55 | £ 122.15 |
| Average (All England) | £ 390.49 | £ 100.60 | Hackney | £ 1,041.39 | £ 152.85 |

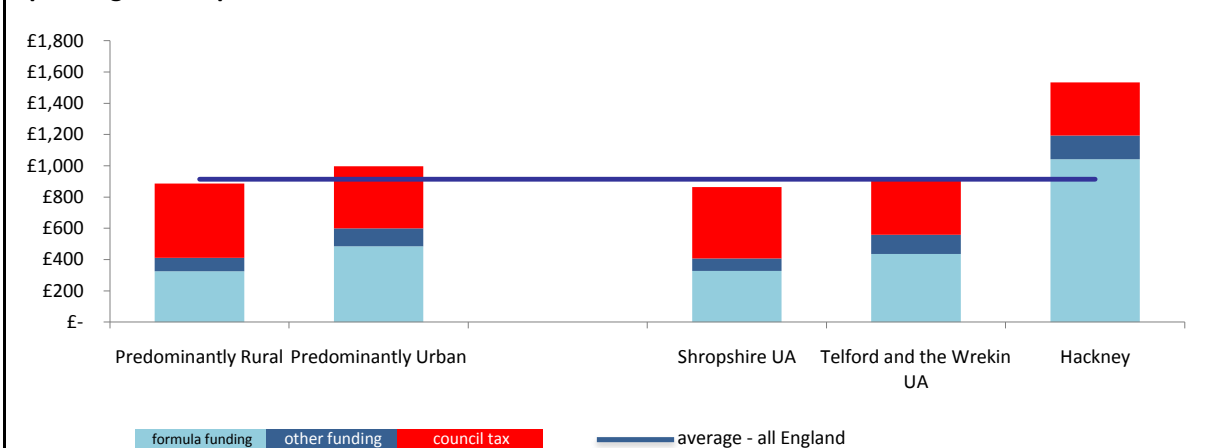
Council Tax per Head



Council Tax per Head Comparison

| | | | |
|---------------------|----------|---------------------------|----------|
| Predominantly Rural | £ 488.12 | Shropshire UA | £ 456.22 |
| Predominantly Urban | £ 398.10 | Telford and the Wrekin UA | £ 360.56 |
| Average All England | £ 423.09 | Hackney | £ 339.97 |

'Spending Power' per Head



'Spending Power' per Head Comparison

| | | | |
|---------------------|----------|---------------------------|------------|
| Predominantly Rural | £ 897.75 | Shropshire UA | £ 863.87 |
| Predominantly Urban | £ 999.40 | Telford and the Wrekin UA | £ 919.25 |
| Average All England | £ 914.18 | Hackney | £ 1,534.21 |