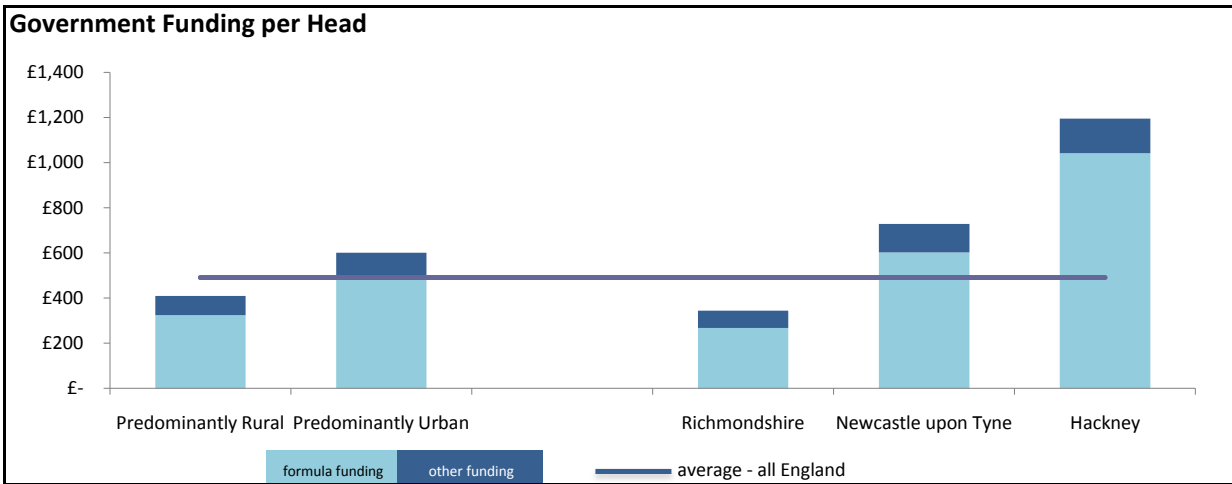


Analysis of Council Funding, Council Tax and Spending Power by Local Authority

Authority: Richmondshire

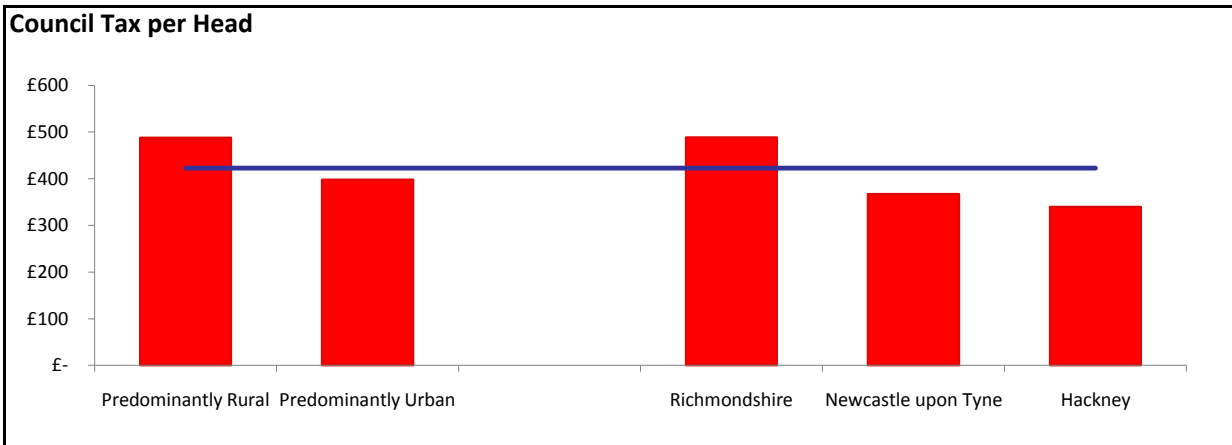
First Comparator: Newcastle upon Tyne

Second Comparator: Hackney



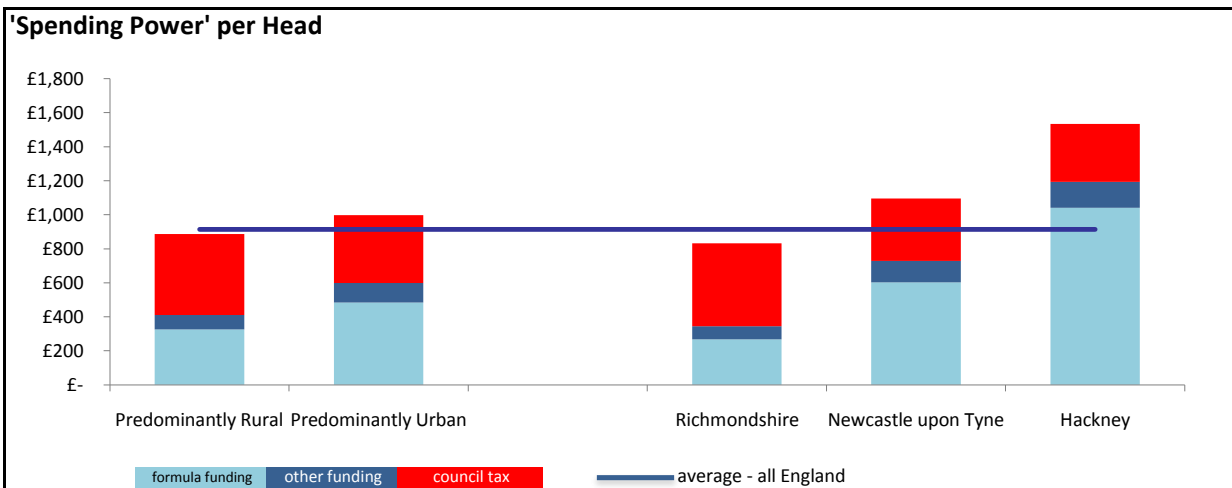
Funding per Head Comparison

	Formula	Other Grants		Formula	Other Grants
Predominantly Rural	£ 324.41	£ 85.21	Richmondshire	£ 268.35	£ 75.37
Predominantly Urban	£ 486.96	£ 114.34	Newcastle upon Tyne	£ 602.71	£ 125.60
Average (All England)	£ 390.49	£ 100.60	Hackney	£ 1,041.39	£ 152.85



Council Tax per Head Comparison

Predominantly Rural	£ 488.12	Richmondshire	£ 488.42
Predominantly Urban	£ 398.10	Newcastle upon Tyne	£ 367.17
Average All England	£ 423.09	Hackney	£ 339.97



'Spending Power' per Head Comparison

Predominantly Rural	£ 897.75	Richmondshire	£ 832.14
Predominantly Urban	£ 999.40	Newcastle upon Tyne	£ 1,095.48
Average All England	£ 914.18	Hackney	£ 1,534.21