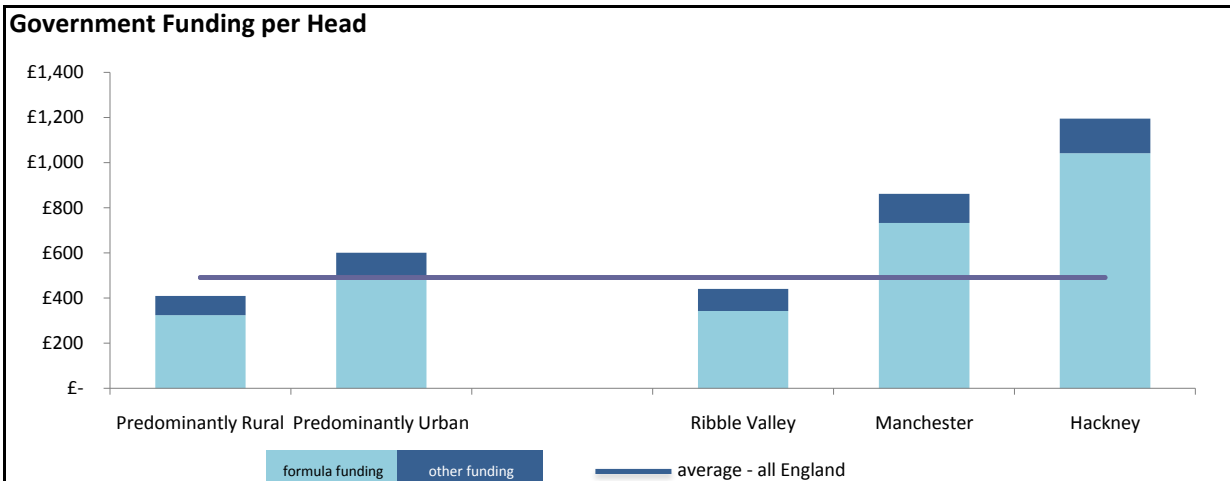


Analysis of Council Funding, Council Tax and Spending Power by Local Authority

Authority: Ribble Valley

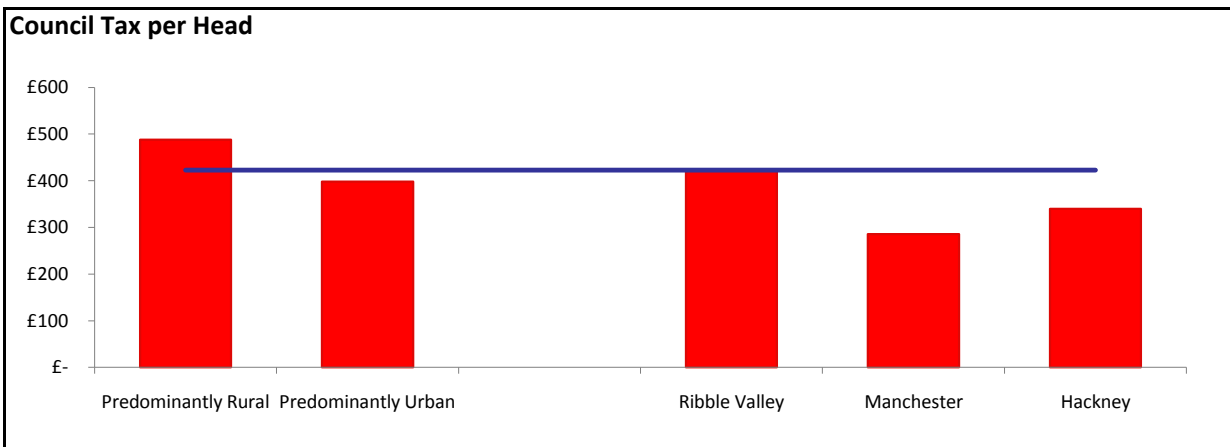
First Comparator: Manchester

Second Comparator: Hackney



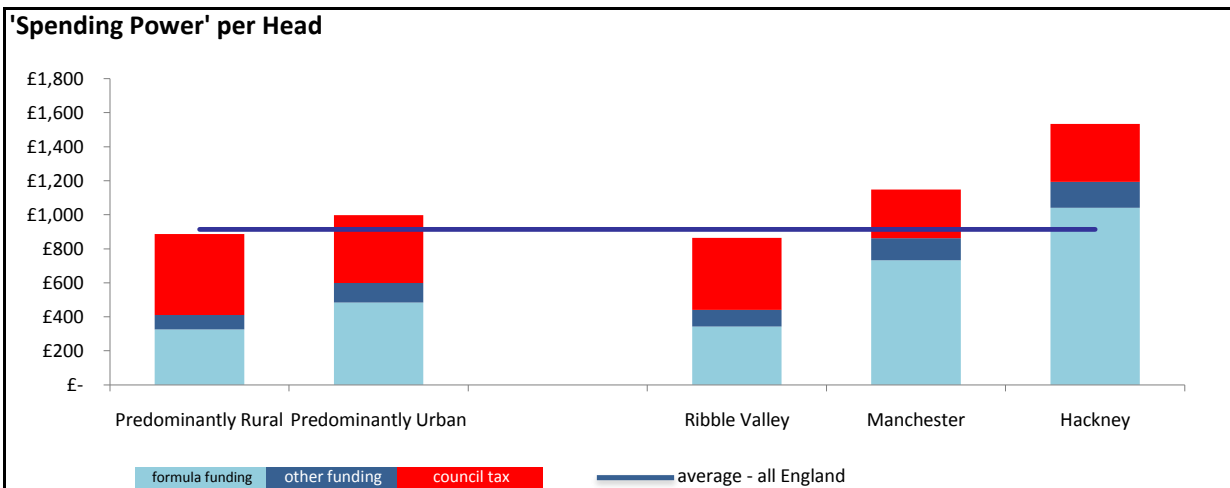
Funding per Head Comparison

	Formula	Other Grants		Formula	Other Grants
Predominantly Rural	£ 324.41	£ 85.21	Ribble Valley	£ 342.33	£ 97.78
Predominantly Urban	£ 486.96	£ 114.34	Manchester	£ 732.28	£ 129.79
Average (All England)	£ 390.49	£ 100.60	Hackney	£ 1,041.39	£ 152.85



Council Tax per Head Comparison

Predominantly Rural	£ 488.12	Ribble Valley	£ 424.33
Predominantly Urban	£ 398.10	Manchester	£ 285.68
Average All England	£ 423.09	Hackney	£ 339.97



'Spending Power' per Head Comparison

Predominantly Rural	£ 897.75	Ribble Valley	£ 864.44
Predominantly Urban	£ 999.40	Manchester	£ 1,147.75
Average All England	£ 914.18	Hackney	£ 1,534.21