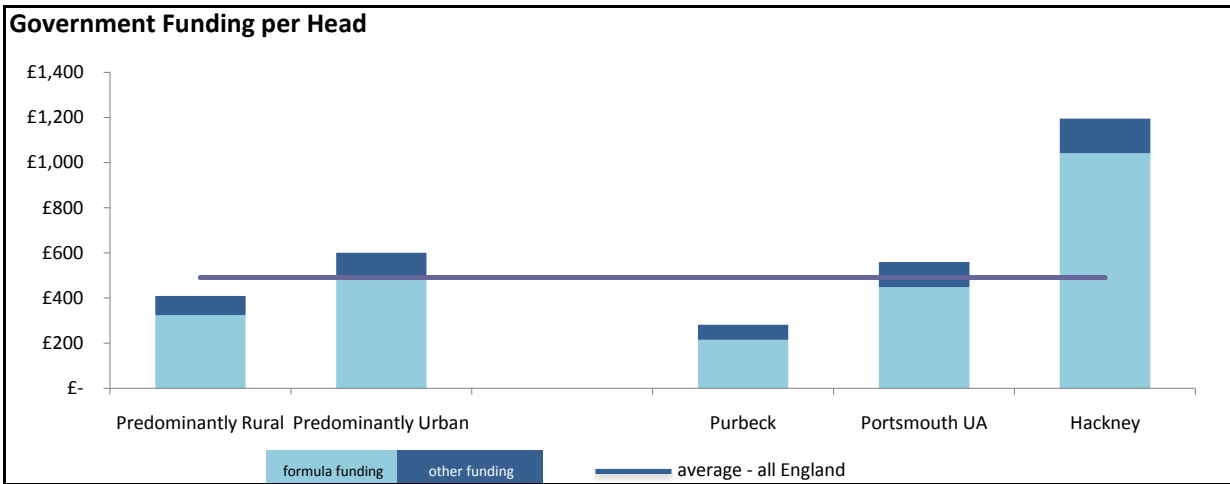


Analysis of Council Funding, Council Tax and Spending Power by Local Authority

Authority: Purbeck

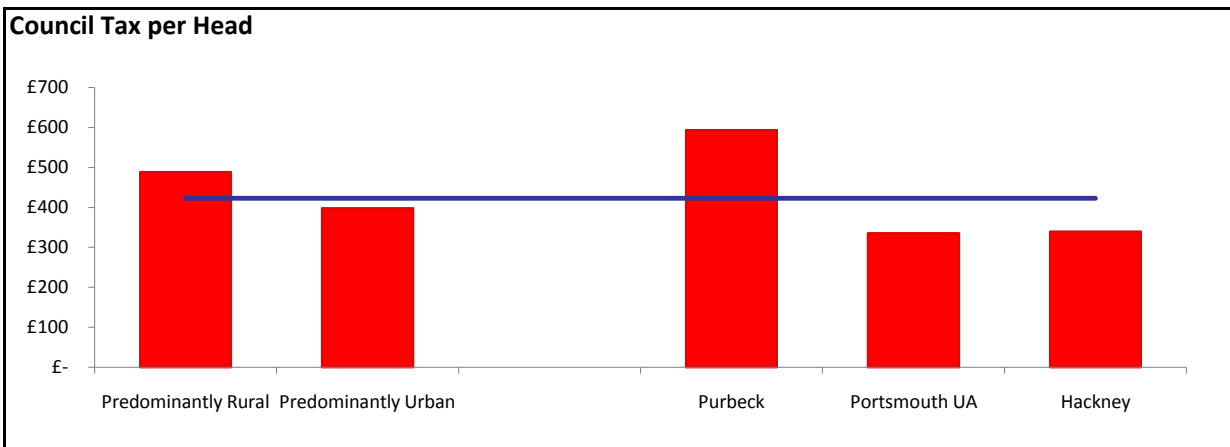
First Comparator: Portsmouth UA

Second Comparator: Hackney



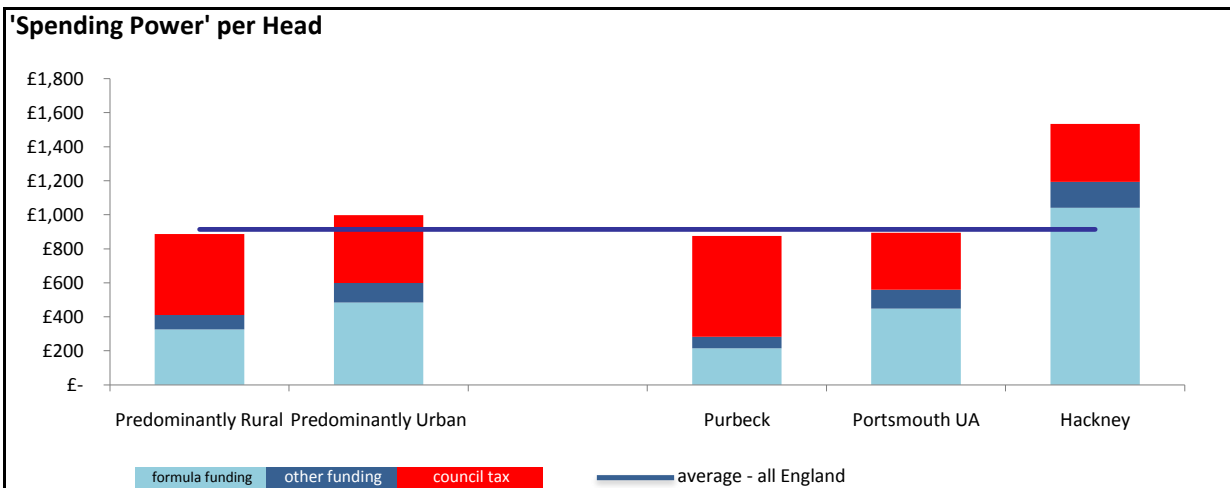
Funding per Head Comparison

	Formula	Other Grants		Formula	Other Grants
Predominantly Rural	£ 324.41	£ 85.21	Purbeck	£ 215.59	£ 66.58
Predominantly Urban	£ 486.96	£ 114.34	Portsmouth UA	£ 448.42	£ 111.40
Average (All England)	£ 390.49	£ 100.60	Hackney	£ 1,041.39	£ 152.85



Council Tax per Head Comparison

Predominantly Rural	£ 488.12	Purbeck	£ 593.56
Predominantly Urban	£ 398.10	Portsmouth UA	£ 335.20
Average All England	£ 423.09	Hackney	£ 339.97



'Spending Power' per Head Comparison

Predominantly Rural	£ 897.75	Purbeck	£ 875.73
Predominantly Urban	£ 999.40	Portsmouth UA	£ 895.03
Average All England	£ 914.18	Hackney	£ 1,534.21