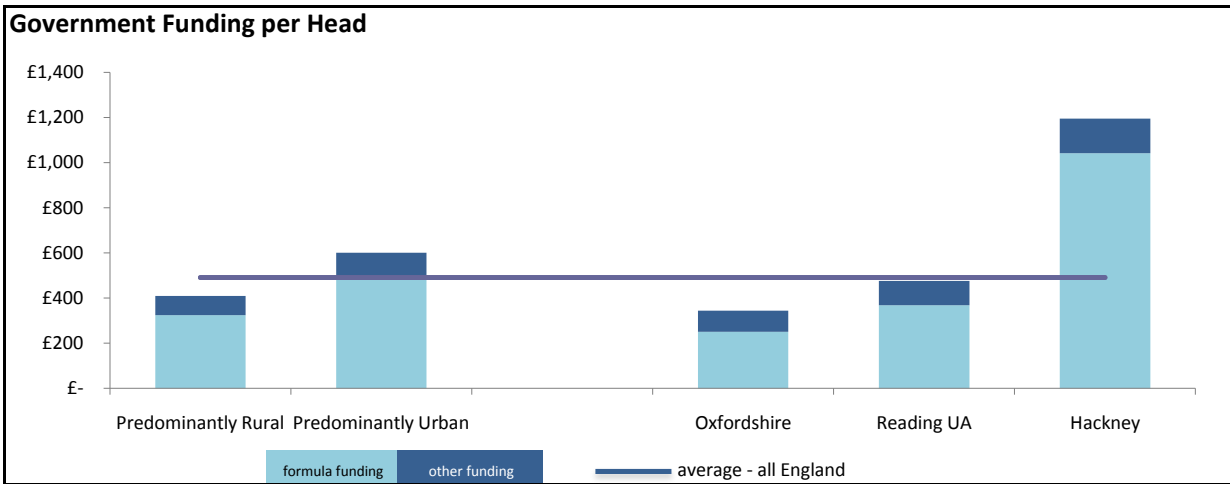


# Analysis of Council Funding, Council Tax and Spending Power by Local Authority

Authority: Oxfordshire

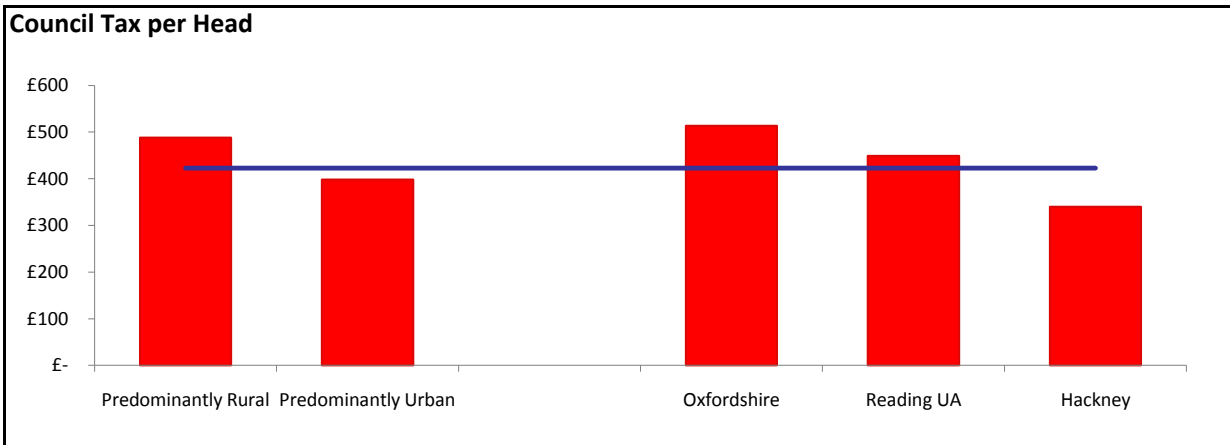
First Comparator: Reading UA

Second Comparator: Hackney



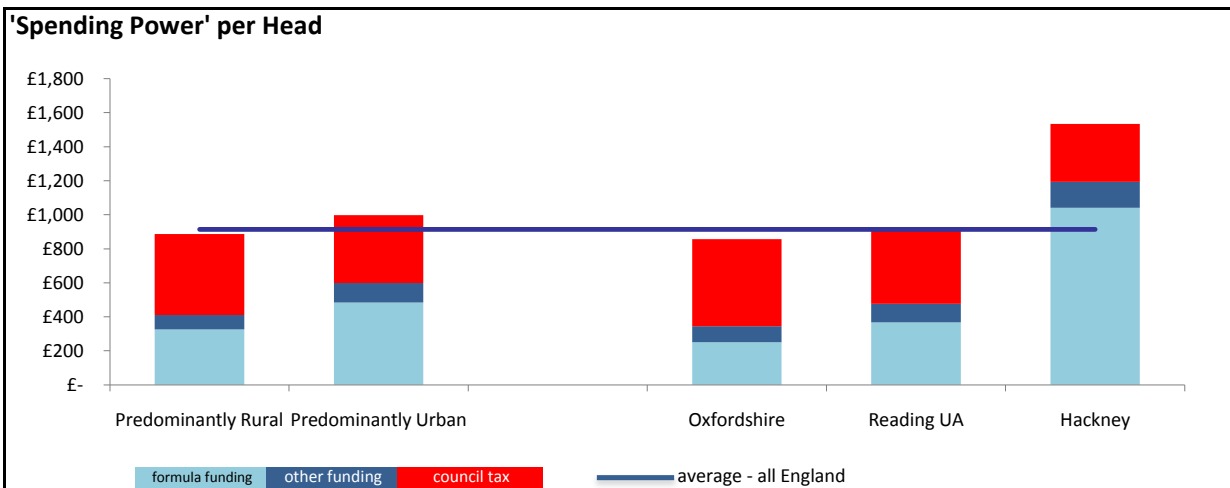
**Funding per Head Comparison**

	Formula	Other Grants		Formula	Other Grants
Predominantly Rural	£ 324.41	£ 85.21	Oxfordshire	£ 250.67	£ 93.36
Predominantly Urban	£ 486.96	£ 114.34	Reading UA	£ 367.80	£ 108.05
Average (All England)	£ 390.49	£ 100.60	Hackney	£ 1,041.39	£ 152.85



**Council Tax per Head Comparison**

Predominantly Rural	£ 488.12	Oxfordshire	£ 513.28
Predominantly Urban	£ 398.10	Reading UA	£ 449.10
Average All England	£ 423.09	Hackney	£ 339.97



**'Spending Power' per Head Comparison**

Predominantly Rural	£ 897.75	Oxfordshire	£ 857.30
Predominantly Urban	£ 999.40	Reading UA	£ 924.94
Average All England	£ 914.18	Hackney	£ 1,534.21