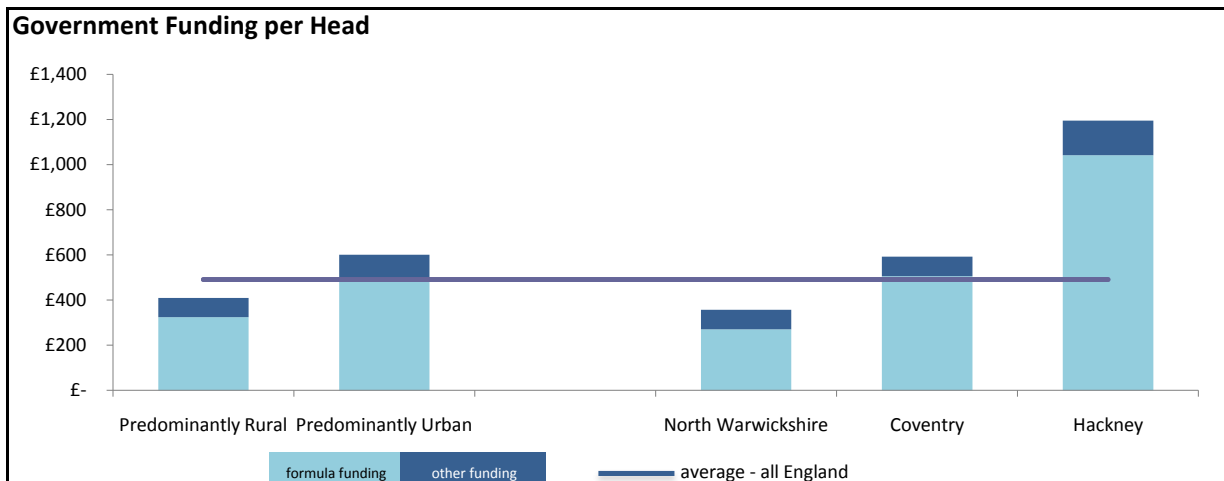


Analysis of Council Funding, Council Tax and Spending Power by Local Authority

Authority: **North Warwickshire**

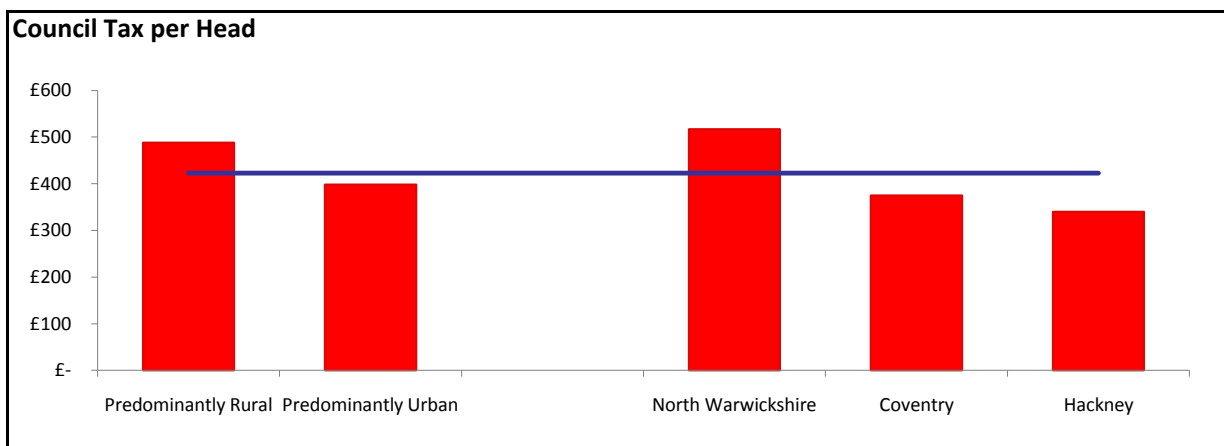
First Comparator: **Coventry**

Second Comparator: **Hackney**



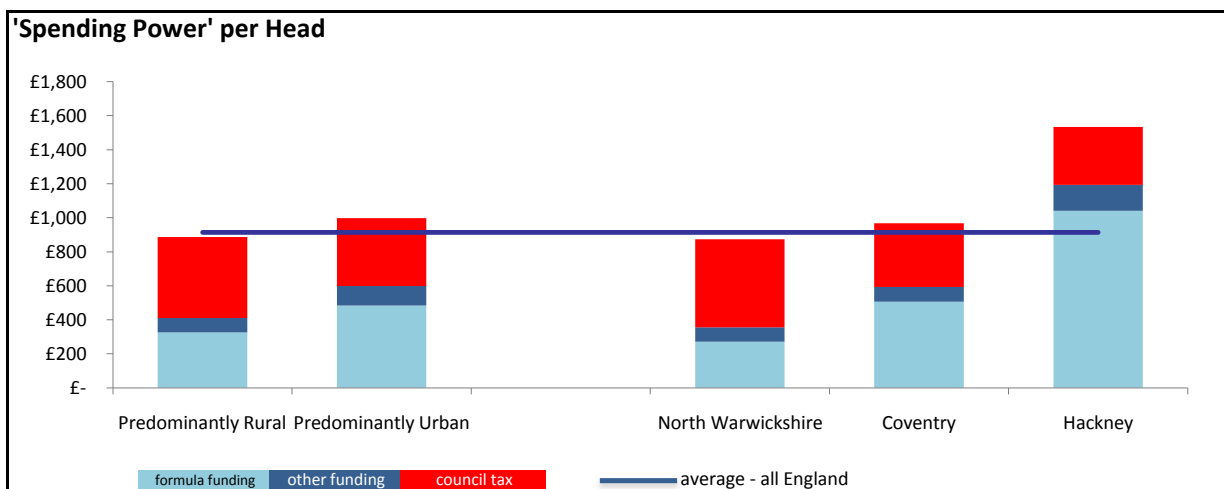
Funding per Head Comparison

	Formula	Other Grants		Formula	Other Grants
Predominantly Rural	£ 324.41	£ 85.21	North Warwickshire	£ 270.47	£ 85.83
Predominantly Urban	£ 486.96	£ 114.34	Coventry	£ 506.02	£ 86.58
Average (All England)	£ 390.49	£ 100.60	Hackney	£ 1,041.39	£ 152.85



Council Tax per Head Comparison

Predominantly Rural	£ 488.12	North Warwickshire	£ 516.96
Predominantly Urban	£ 398.10	Coventry	£ 374.89
Average All England	£ 423.09	Hackney	£ 339.97



'Spending Power' per Head Comparison

Predominantly Rural	£ 897.75	North Warwickshire	£ 873.25
Predominantly Urban	£ 999.40	Coventry	£ 967.49
Average All England	£ 914.18	Hackney	£ 1,534.21