

# Analysis of Council Funding, Council Tax and Spending Power by Local Authority

Authority: **North Somerset UA**

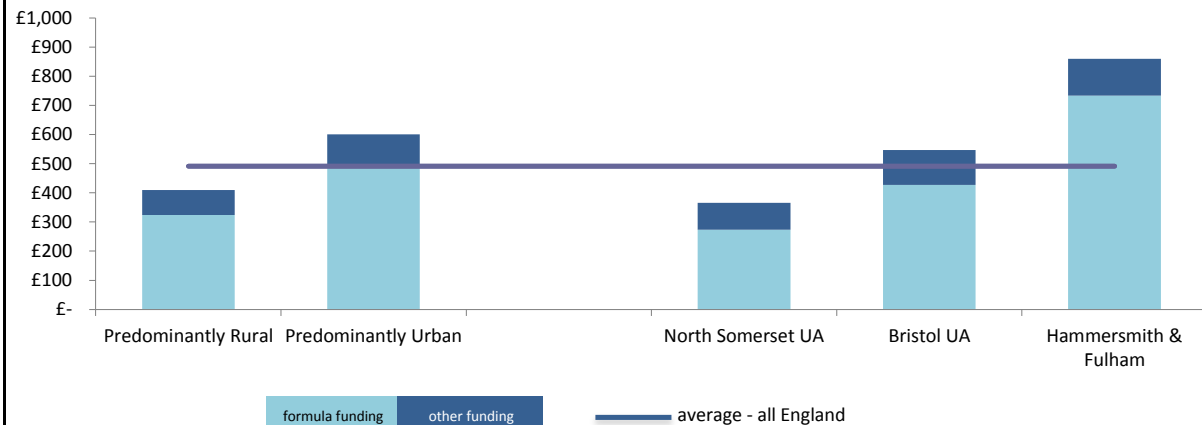
First Comparator: **Bristol UA**

Bristol UA

Second Comparator: **Hammersmith & Fulham**

Hammersmith & Fulham

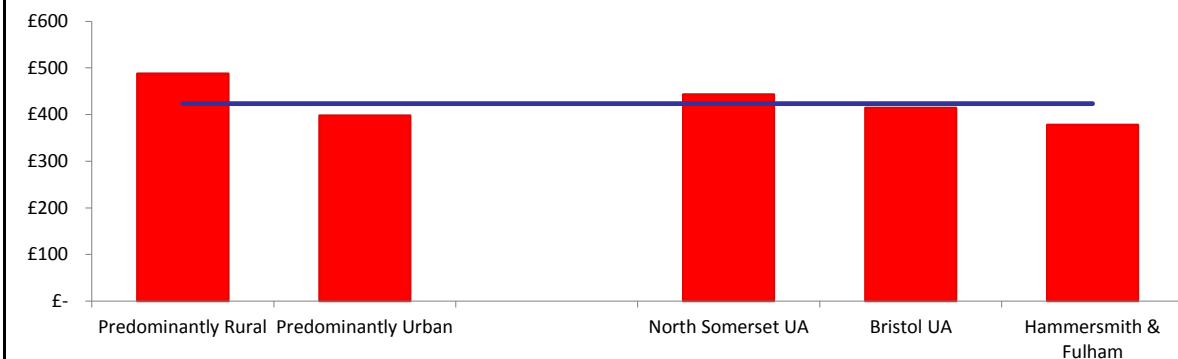
## Government Funding per Head



## Funding per Head Comparison

	Formula	Other Grants		Formula	Other Grants
Predominantly Rural	£ 324.41	£ 85.21	North Somerset UA	£ 273.57	£ 91.86
Predominantly Urban	£ 486.96	£ 114.34	Bristol UA	£ 427.71	£ 119.30
Average (All England)	£ 390.49	£ 100.60	Hammersmith & Fulham	£ 733.71	£ 126.93

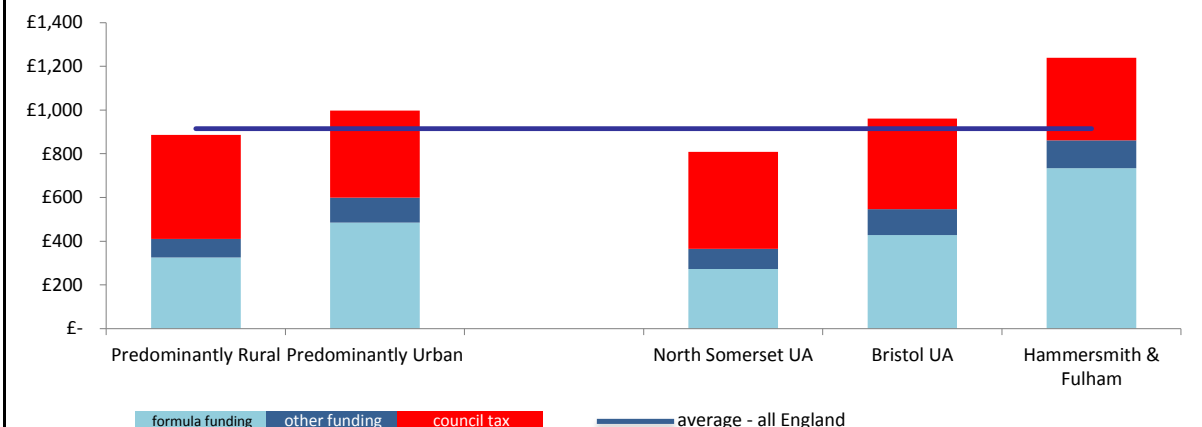
## Council Tax per Head



## Council Tax per Head Comparison

Predominantly Rural	£ 488.12	North Somerset UA	£ 443.38
Predominantly Urban	£ 398.10	Bristol UA	£ 414.20
Average All England	£ 423.09	Hammersmith & Fulham	£ 378.15

## 'Spending Power' per Head



## 'Spending Power' per Head Comparison

Predominantly Rural	£ 897.75	North Somerset UA	£ 808.81
Predominantly Urban	£ 999.40	Bristol UA	£ 961.21
Average All England	£ 914.18	Hammersmith & Fulham	£ 1,238.79