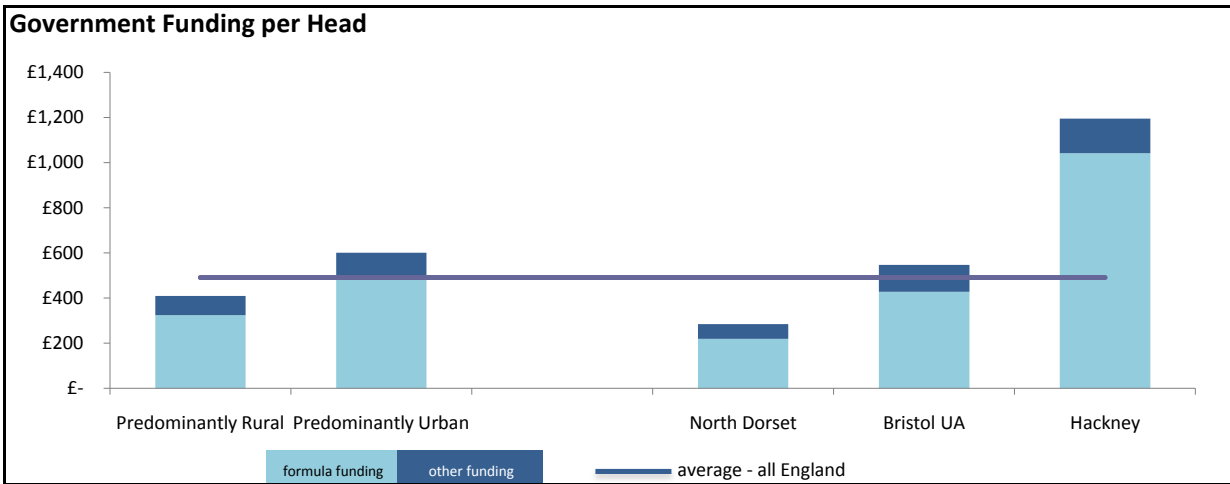


Analysis of Council Funding, Council Tax and Spending Power by Local Authority

Authority: North Dorset

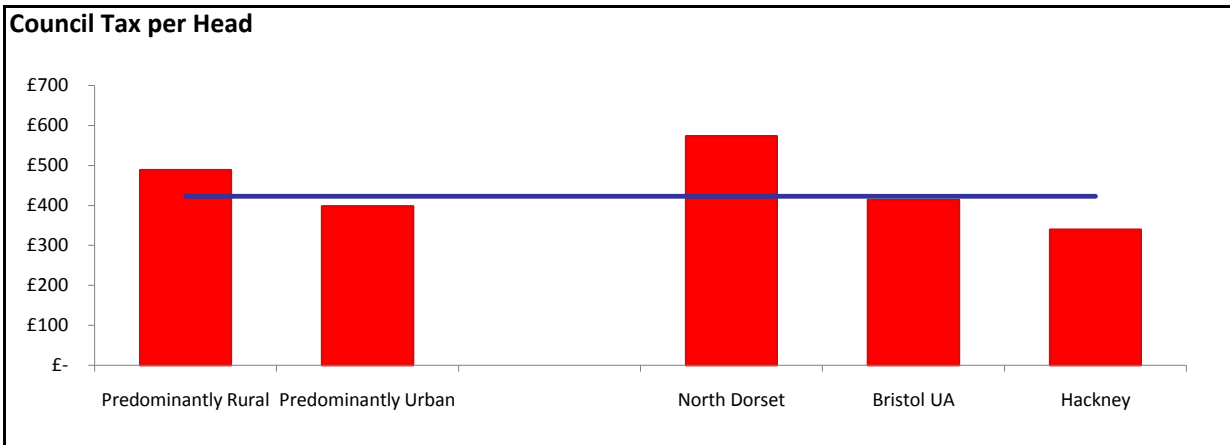
First Comparator: Bristol UA

Second Comparator: Hackney



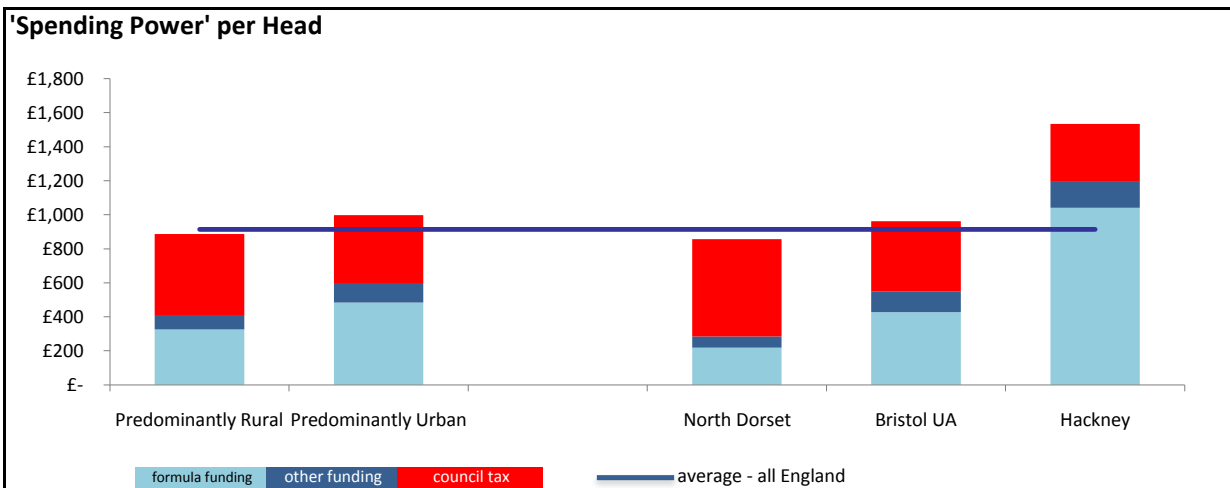
Funding per Head Comparison

| | Formula | Other Grants | | Formula | Other Grants |
|-----------------------|----------|--------------|--------------|------------|--------------|
| Predominantly Rural | £ 324.41 | £ 85.21 | North Dorset | £ 219.05 | £ 65.03 |
| Predominantly Urban | £ 486.96 | £ 114.34 | Bristol UA | £ 427.71 | £ 119.30 |
| Average (All England) | £ 390.49 | £ 100.60 | Hackney | £ 1,041.39 | £ 152.85 |



Council Tax per Head Comparison

| | | | |
|---------------------|----------|--------------|----------|
| Predominantly Rural | £ 488.12 | North Dorset | £ 572.99 |
| Predominantly Urban | £ 398.10 | Bristol UA | £ 414.20 |
| Average All England | £ 423.09 | Hackney | £ 339.97 |



'Spending Power' per Head Comparison

| | | | |
|---------------------|----------|--------------|------------|
| Predominantly Rural | £ 897.75 | North Dorset | £ 857.07 |
| Predominantly Urban | £ 999.40 | Bristol UA | £ 961.21 |
| Average All England | £ 914.18 | Hackney | £ 1,534.21 |