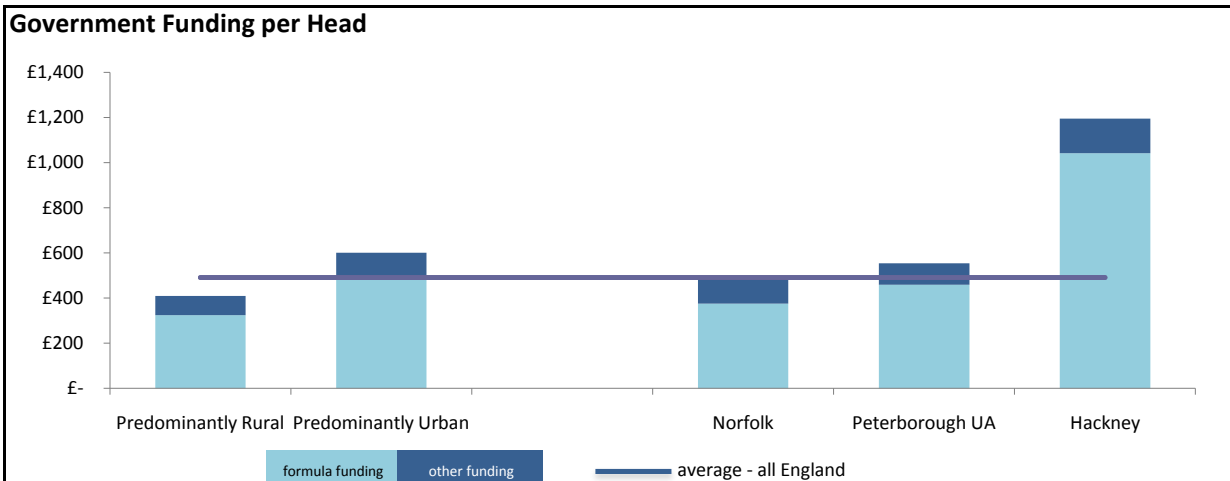


Analysis of Council Funding, Council Tax and Spending Power by Local Authority

Authority: Norfolk

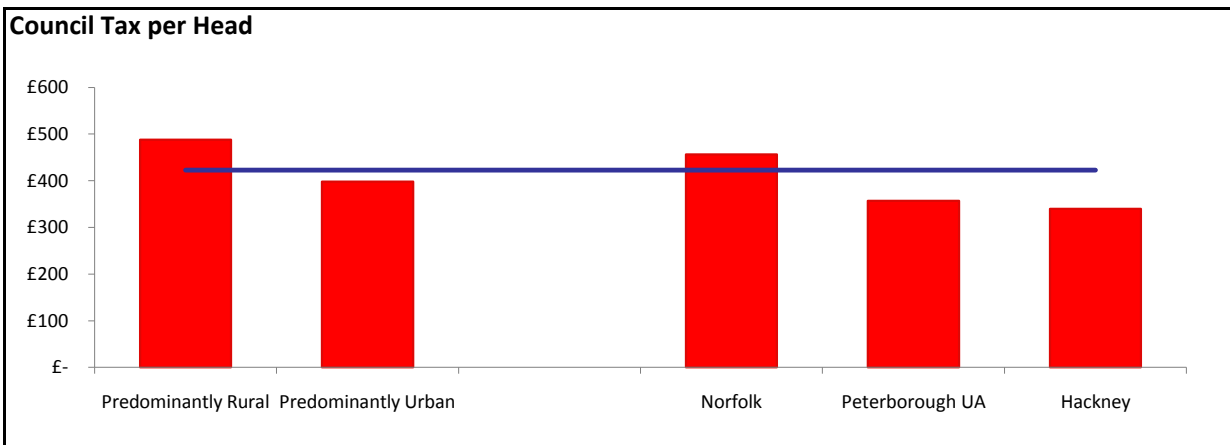
First Comparator: Peterborough UA

Second Comparator: Hackney



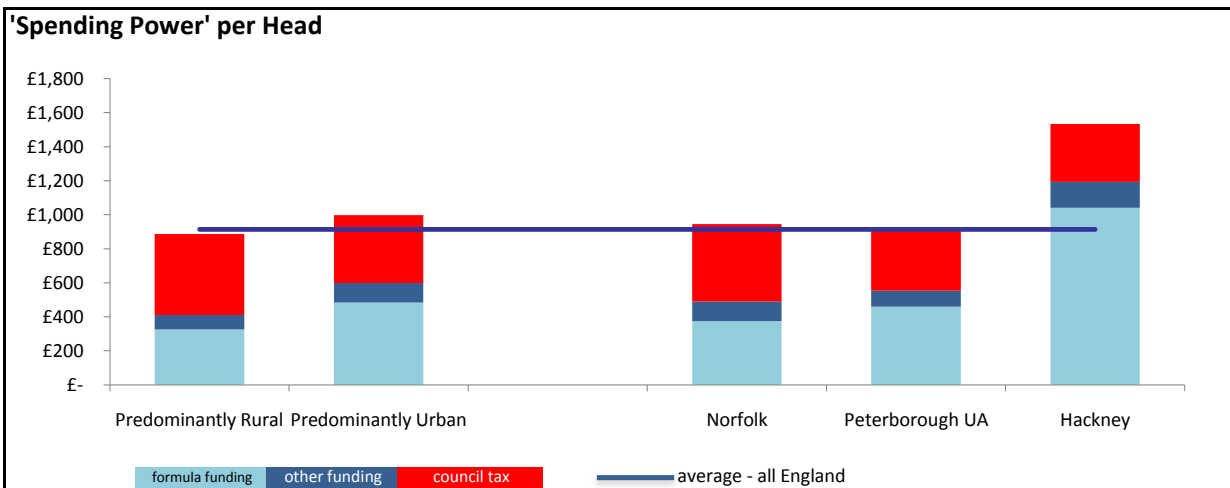
Funding per Head Comparison

	Formula	Other Grants		Formula	Other Grants
Predominantly Rural	£ 324.41	£ 85.21	Norfolk	£ 374.96	£ 114.22
Predominantly Urban	£ 486.96	£ 114.34	Peterborough UA	£ 459.58	£ 94.61
Average (All England)	£ 390.49	£ 100.60	Hackney	£ 1,041.39	£ 152.85



Council Tax per Head Comparison

Predominantly Rural	£ 488.12	Norfolk	£ 456.06
Predominantly Urban	£ 398.10	Peterborough UA	£ 356.66
Average All England	£ 423.09	Hackney	£ 339.97



'Spending Power' per Head Comparison

Predominantly Rural	£ 897.75	Norfolk	£ 945.24
Predominantly Urban	£ 999.40	Peterborough UA	£ 910.85
Average All England	£ 914.18	Hackney	£ 1,534.21