

# Analysis of Council Funding, Council Tax and Spending Power by Local Authority

Authority: Newark & Sherwood

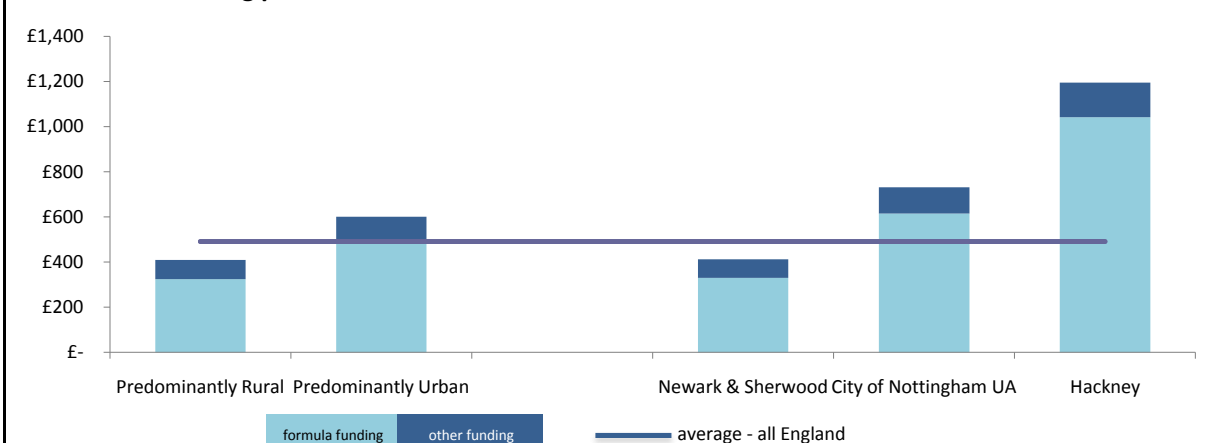
First Comparator:

City of Nottingham UA

Second Comparator:

Hackney

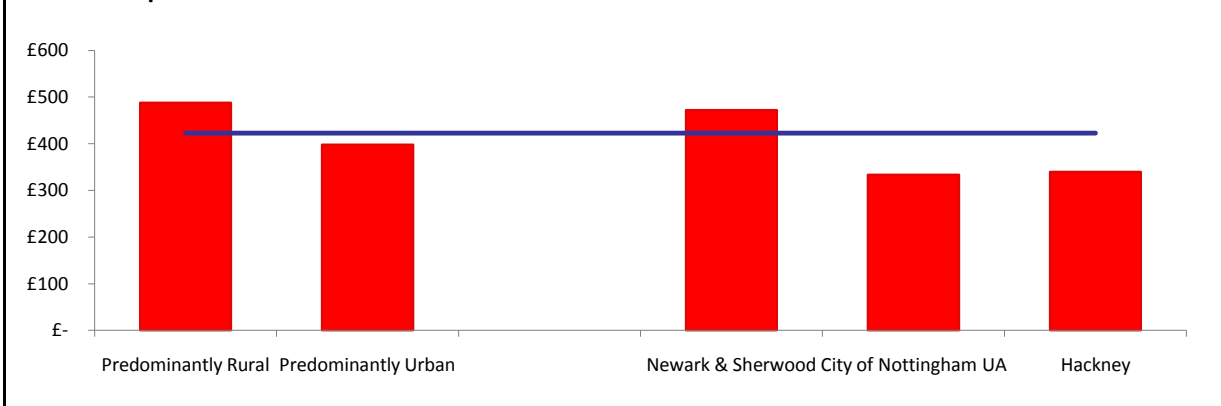
## Government Funding per Head



## Funding per Head Comparison

	Formula	Other Grants		Formula	Other Grants
Predominantly Rural	£ 324.41	£ 85.21	Newark & Sherwood	£ 330.42	£ 81.61
Predominantly Urban	£ 486.96	£ 114.34	City of Nottingham UA	£ 614.37	£ 116.45
Average (All England)	£ 390.49	£ 100.60	Hackney	£ 1,041.39	£ 152.85

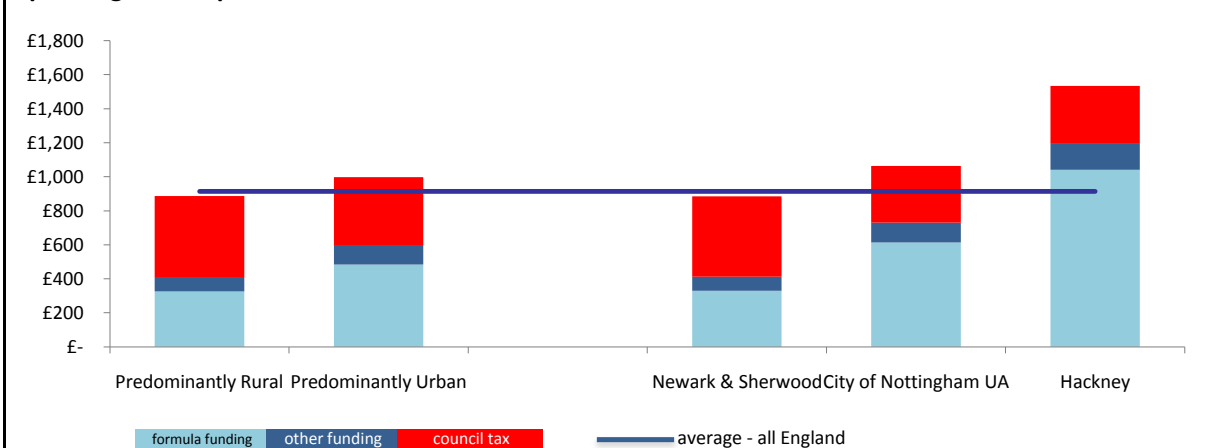
## Council Tax per Head



## Council Tax per Head Comparison

Predominantly Rural	£ 488.12	Newark & Sherwood	£ 471.88
Predominantly Urban	£ 398.10	City of Nottingham UA	£ 333.68
Average All England	£ 423.09	Hackney	£ 339.97

## 'Spending Power' per Head



## 'Spending Power' per Head Comparison

Predominantly Rural	£ 897.75	Newark & Sherwood	£ 883.91
Predominantly Urban	£ 999.40	City of Nottingham UA	£ 1,064.50
Average All England	£ 914.18	Hackney	£ 1,534.21