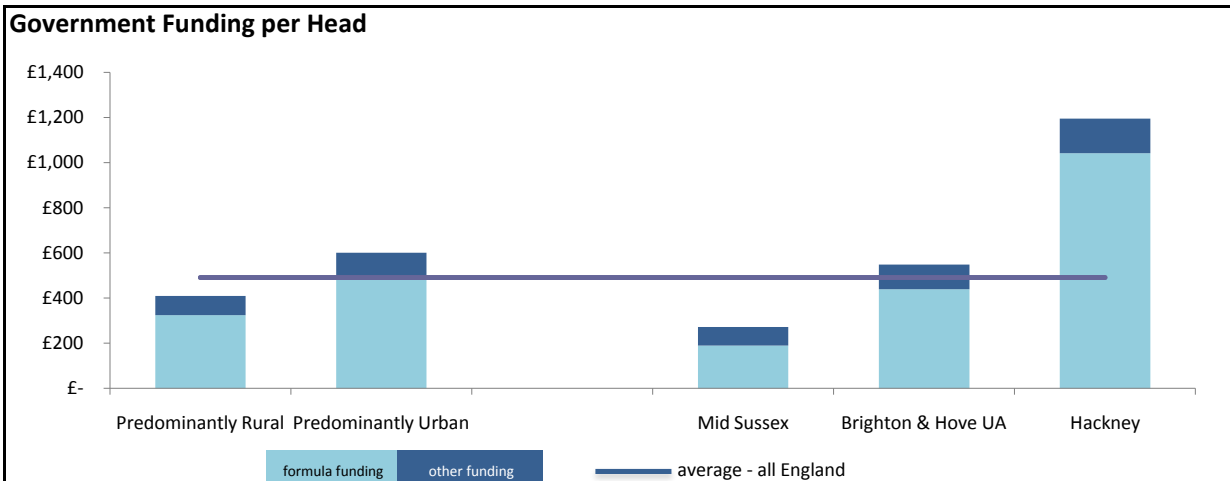


Analysis of Council Funding, Council Tax and Spending Power by Local Authority

Authority: **Mid Sussex**

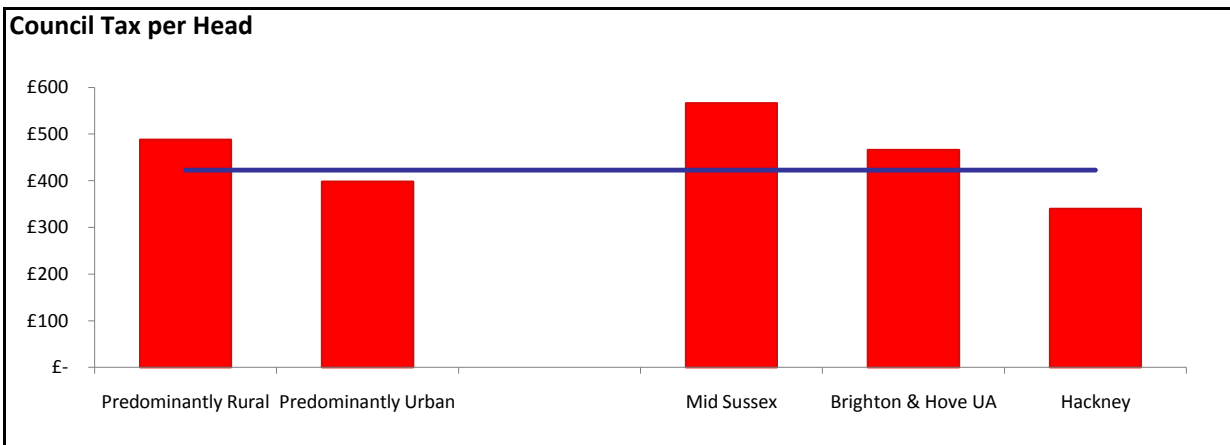
First Comparator: **Brighton & Hove UA**

Second Comparator: **Hackney**



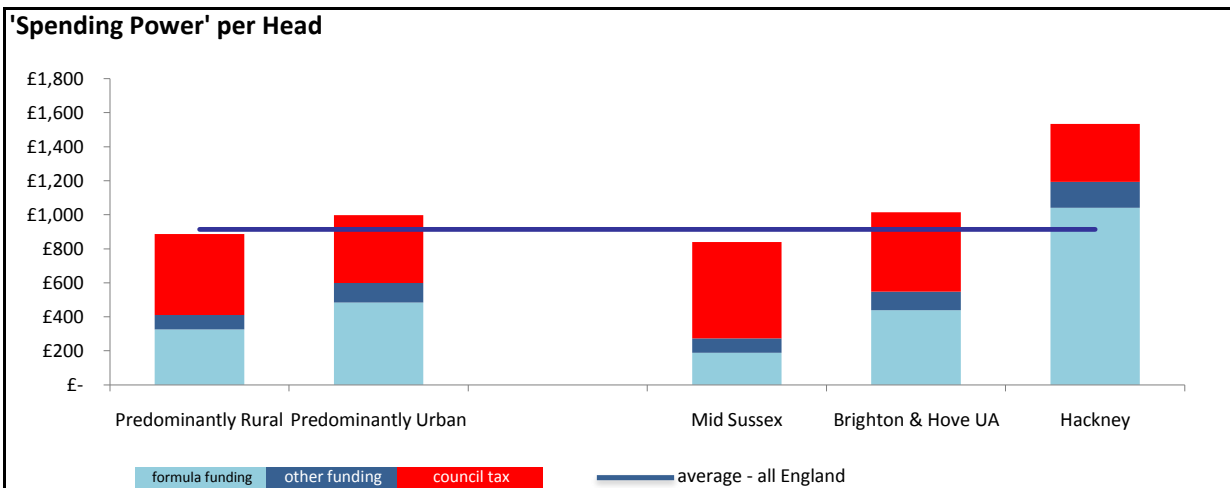
Funding per Head Comparison

	Formula	Other Grants		Formula	Other Grants
Predominantly Rural	£ 324.41	£ 85.21	Mid Sussex	£ 189.22	£ 83.28
Predominantly Urban	£ 486.96	£ 114.34	Brighton & Hove UA	£ 438.60	£ 109.68
Average (All England)	£ 390.49	£ 100.60	Hackney	£ 1,041.39	£ 152.85



Council Tax per Head Comparison

Predominantly Rural	£ 488.12	Mid Sussex	£ 566.43
Predominantly Urban	£ 398.10	Brighton & Hove UA	£ 465.65
Average All England	£ 423.09	Hackney	£ 339.97



'Spending Power' per Head Comparison

Predominantly Rural	£ 897.75	Mid Sussex	£ 838.92
Predominantly Urban	£ 999.40	Brighton & Hove UA	£ 1,013.93
Average All England	£ 914.18	Hackney	£ 1,534.21