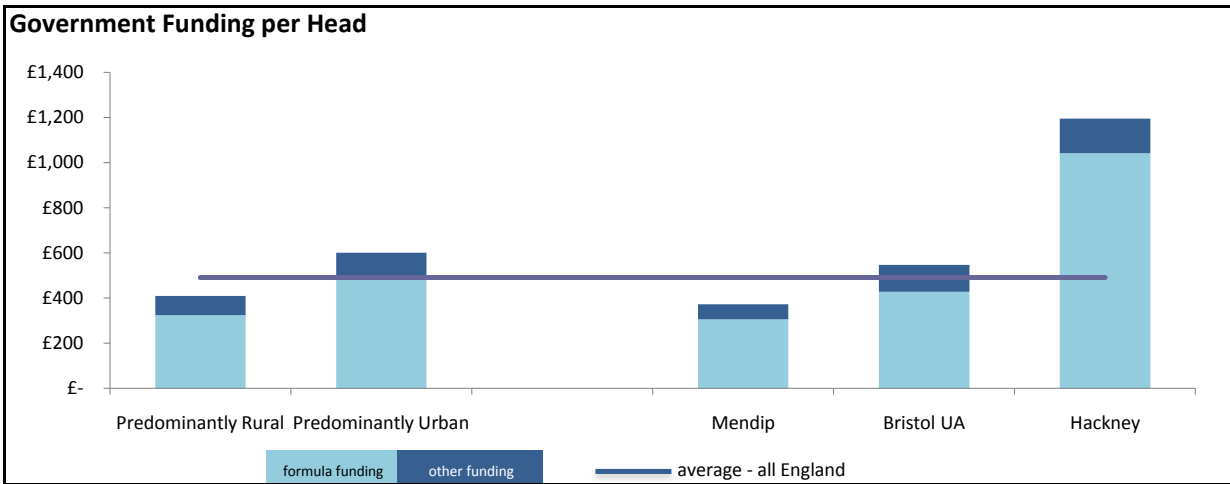


# Analysis of Council Funding, Council Tax and Spending Power by Local Authority

Authority: Mendip

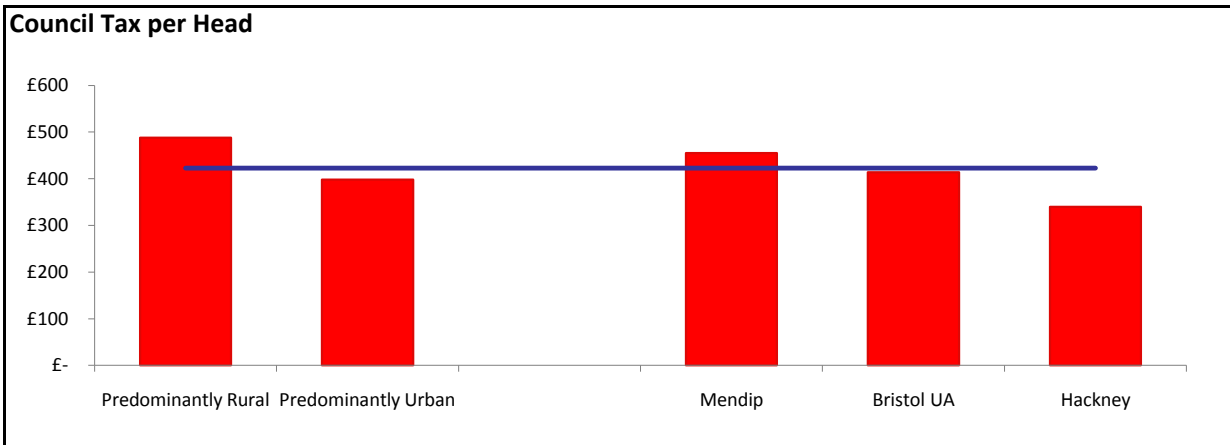
First Comparator: Bristol UA

Second Comparator: Hackney



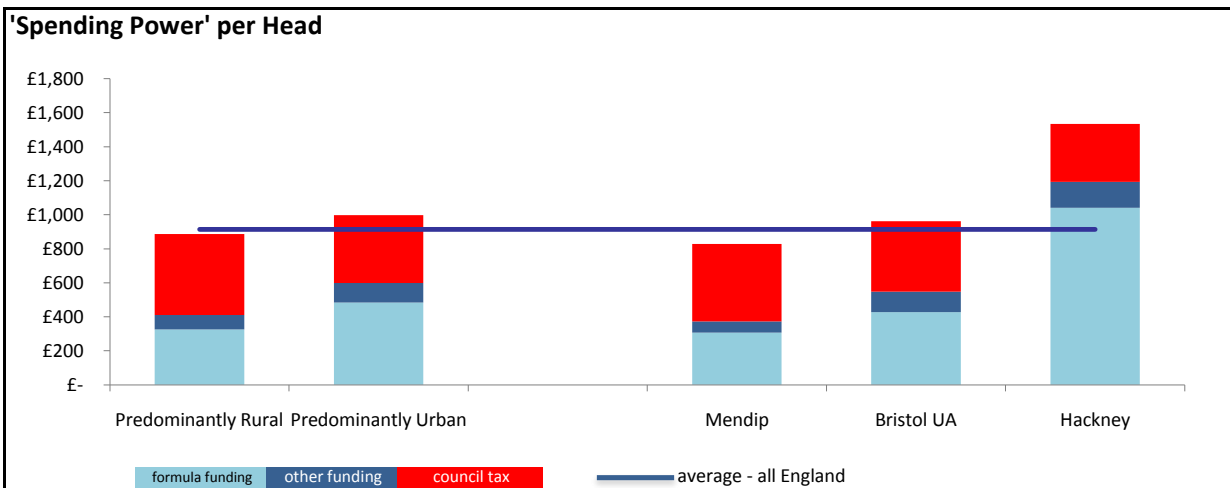
### Funding per Head Comparison

	Formula	Other Grants		Formula	Other Grants
Predominantly Rural	£ 324.41	£ 85.21	Mendip	£ 306.22	£ 66.94
Predominantly Urban	£ 486.96	£ 114.34	Bristol UA	£ 427.71	£ 119.30
Average (All England)	£ 390.49	£ 100.60	Hackney	£ 1,041.39	£ 152.85



### Council Tax per Head Comparison

Predominantly Rural	£ 488.12	Mendip	£ 454.99
Predominantly Urban	£ 398.10	Bristol UA	£ 414.20
Average All England	£ 423.09	Hackney	£ 339.97



### 'Spending Power' per Head Comparison

Predominantly Rural	£ 897.75	Mendip	£ 828.15
Predominantly Urban	£ 999.40	Bristol UA	£ 961.21
Average All England	£ 914.18	Hackney	£ 1,534.21