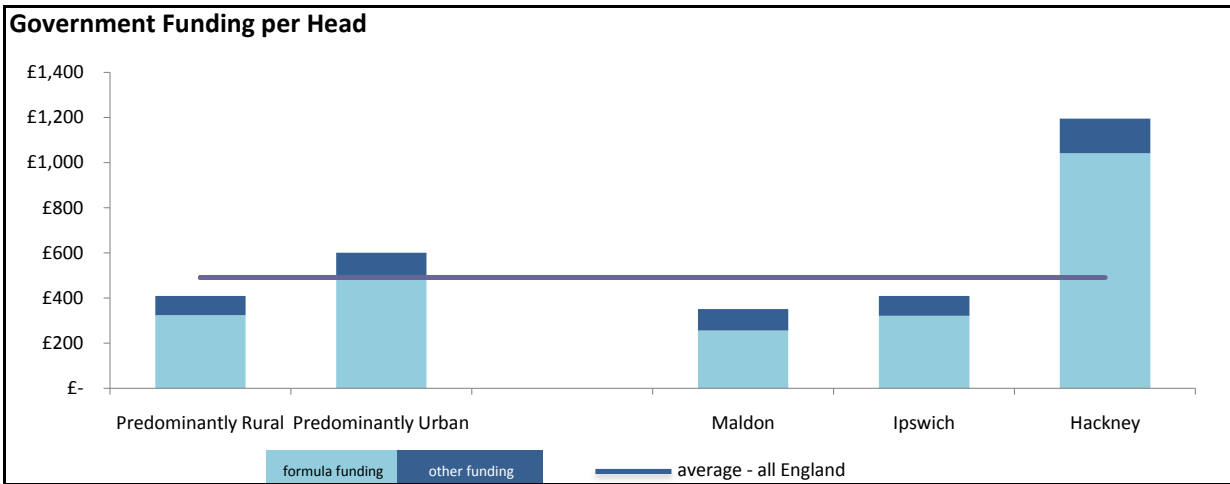


Analysis of Council Funding, Council Tax and Spending Power by Local Authority

Authority: Maldon

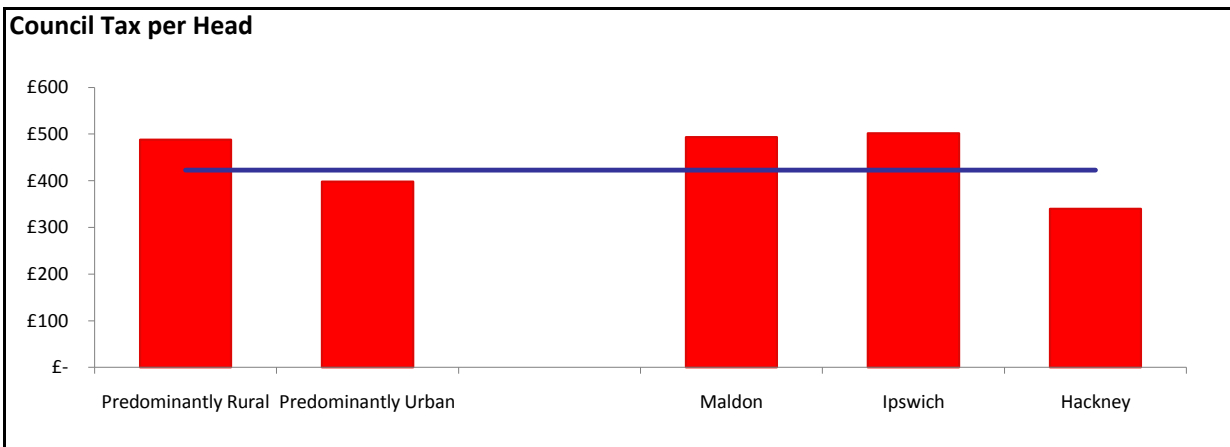
First Comparator: Ipswich

Second Comparator: Hackney



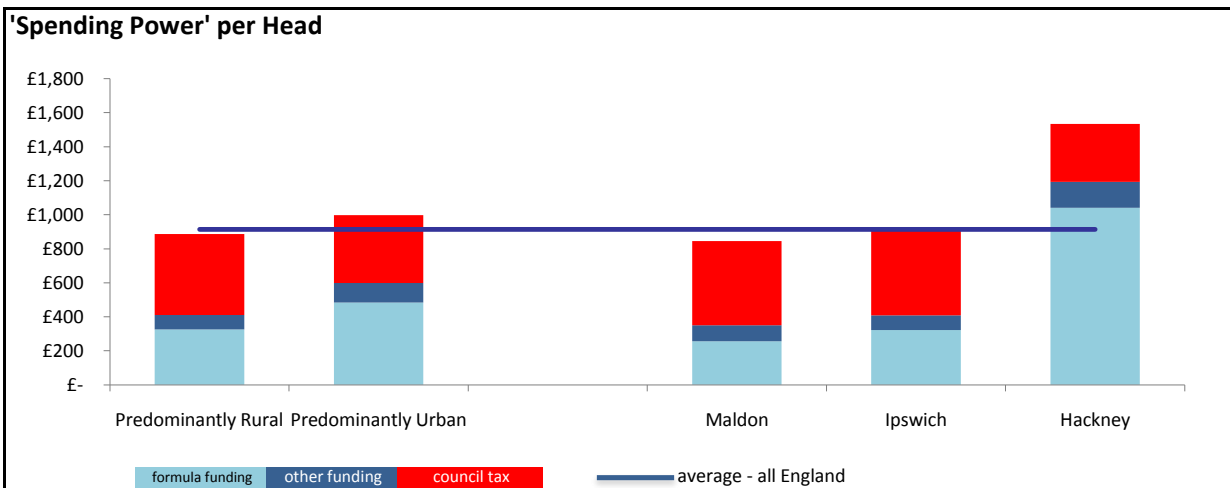
Funding per Head Comparison

	Formula	Other Grants		Formula	Other Grants
Predominantly Rural	£ 324.41	£ 85.21	Maldon	£ 256.10	£ 95.08
Predominantly Urban	£ 486.96	£ 114.34	Ipswich	£ 321.28	£ 87.42
Average (All England)	£ 390.49	£ 100.60	Hackney	£ 1,041.39	£ 152.85



Council Tax per Head Comparison

Predominantly Rural	£ 488.12	Maldon	£ 493.73
Predominantly Urban	£ 398.10	Ipswich	£ 501.43
Average All England	£ 423.09	Hackney	£ 339.97



'Spending Power' per Head Comparison

Predominantly Rural	£ 897.75	Maldon	£ 844.92
Predominantly Urban	£ 999.40	Ipswich	£ 910.13
Average All England	£ 914.18	Hackney	£ 1,534.21