

Analysis of Council Funding, Council Tax and Spending Power by Local Authority

Authority: **Lewes**

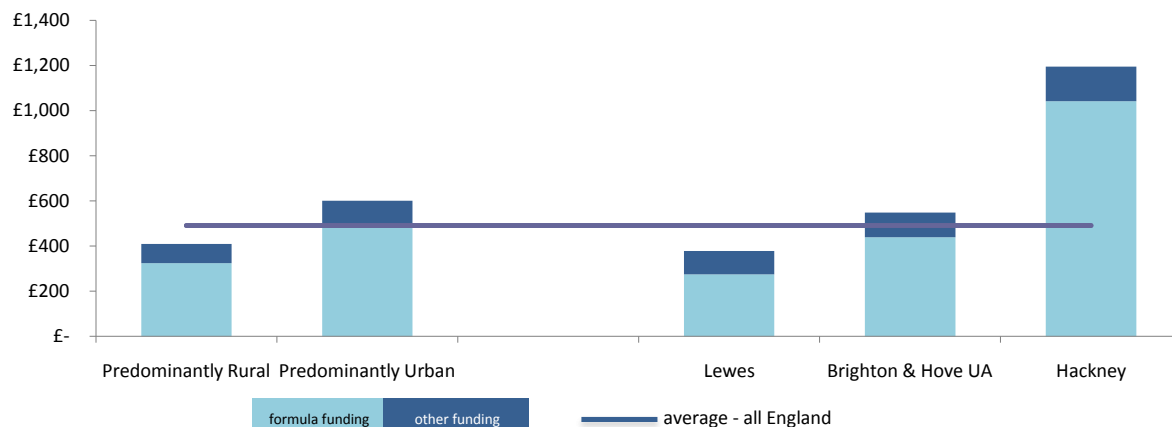
First Comparator:

Brighton & Hove UA

Second Comparator:

Hackney

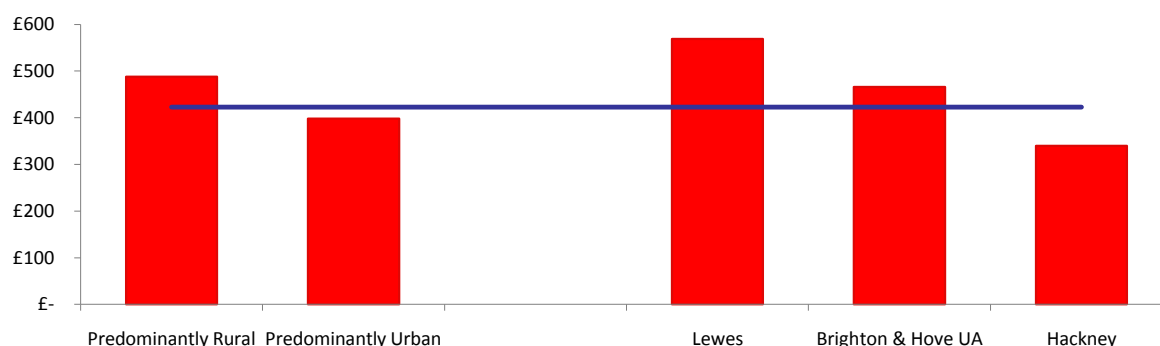
Government Funding per Head



Funding per Head Comparison

	Formula	Other Grants		Formula	Other Grants
Predominantly Rural	£ 324.41	£ 85.21	Lewes	£ 274.25	£ 104.42
Predominantly Urban	£ 486.96	£ 114.34	Brighton & Hove UA	£ 438.60	£ 109.68
Average (All England)	£ 390.49	£ 100.60	Hackney	£ 1,041.39	£ 152.85

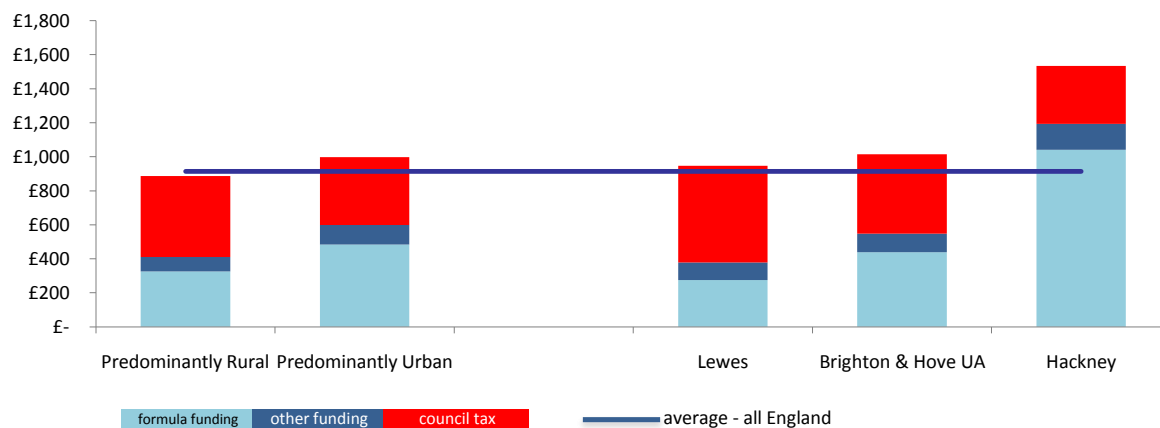
Council Tax per Head



Council Tax per Head Comparison

Predominantly Rural	£ 488.12	Lewes	£ 568.99
Predominantly Urban	£ 398.10	Brighton & Hove UA	£ 465.65
Average All England	£ 423.09	Hackney	£ 339.97

'Spending Power' per Head



'Spending Power' per Head Comparison

Predominantly Rural	£ 897.75	Lewes	£ 947.66
Predominantly Urban	£ 999.40	Brighton & Hove UA	£ 1,013.93
Average All England	£ 914.18	Hackney	£ 1,534.21