

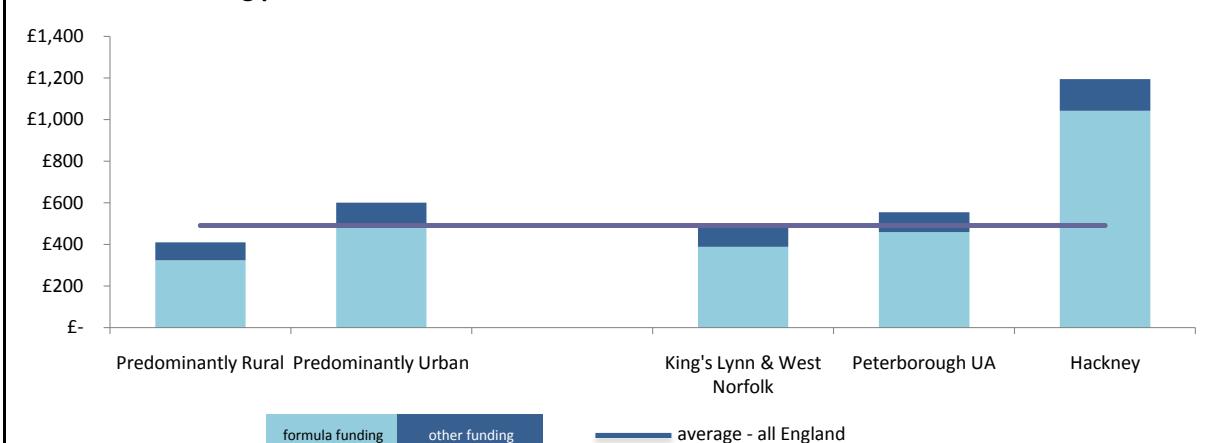
Analysis of Council Funding, Council Tax and Spending Power by Local Authority

Authority: **King's Lynn & West No**

First Comparator: **Peterborough UA**

Second Comparator: **Hackney**

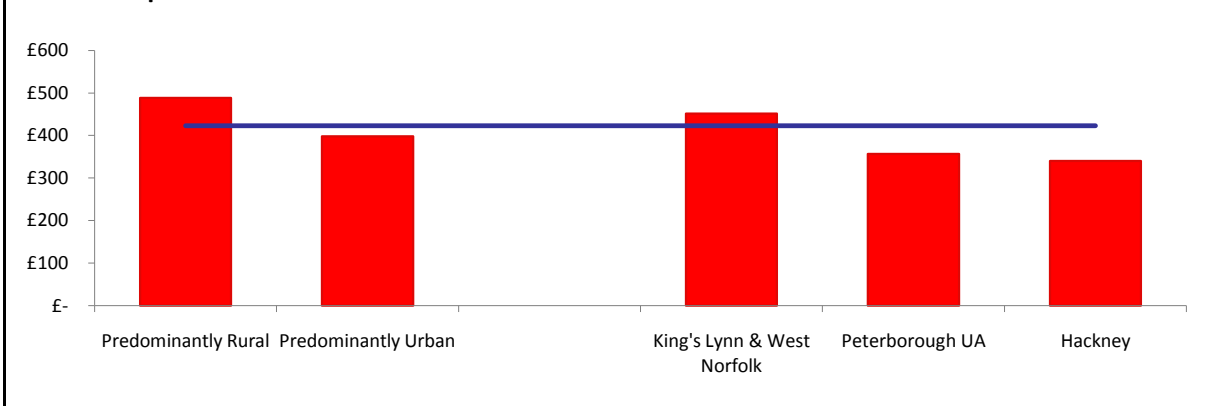
Government Funding per Head



Funding per Head Comparison

	Formula	Other Grants		Formula	Other Grants
Predominantly Rural	£ 324.41	£ 85.21	King's Lynn & West Norf	£ 378.62	£ 113.94
Predominantly Urban	£ 486.96	£ 114.34	Peterborough UA	£ 459.58	£ 94.61
Average (All England)	£ 390.49	£ 100.60	Hackney	£ 1,041.39	£ 152.85

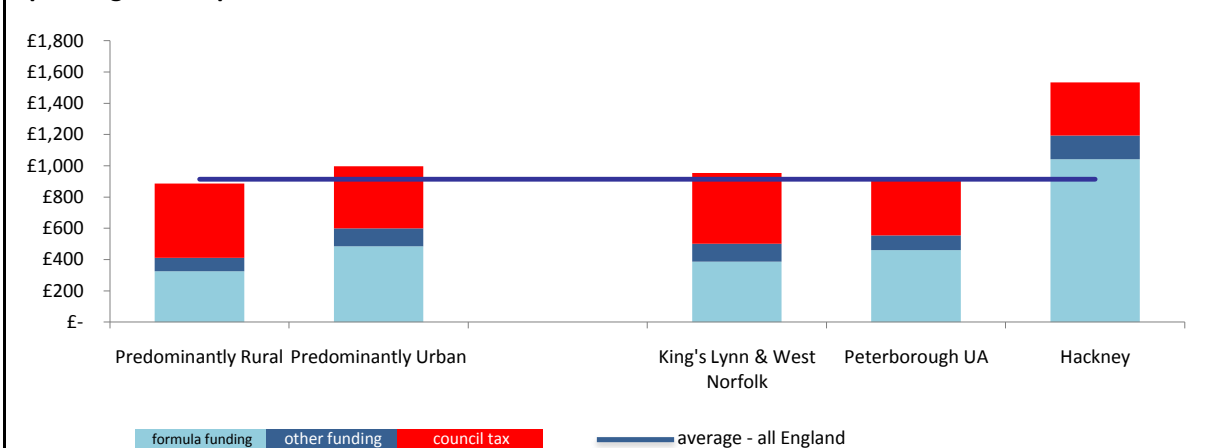
Council Tax per Head



Council Tax per Head Comparison

Predominantly Rural	£ 488.12	King's Lynn & West Nor	£ 451.76
Predominantly Urban	£ 398.10	Peterborough UA	£ 356.66
Average All England	£ 423.09	Hackney	£ 339.97

'Spending Power' per Head



'Spending Power' per Head Comparison

Predominantly Rural	£ 897.75	King's Lynn & West Nor	£ 953.32
Predominantly Urban	£ 999.40	Peterborough UA	£ 910.85
Average All England	£ 914.18	Hackney	£ 1,534.21