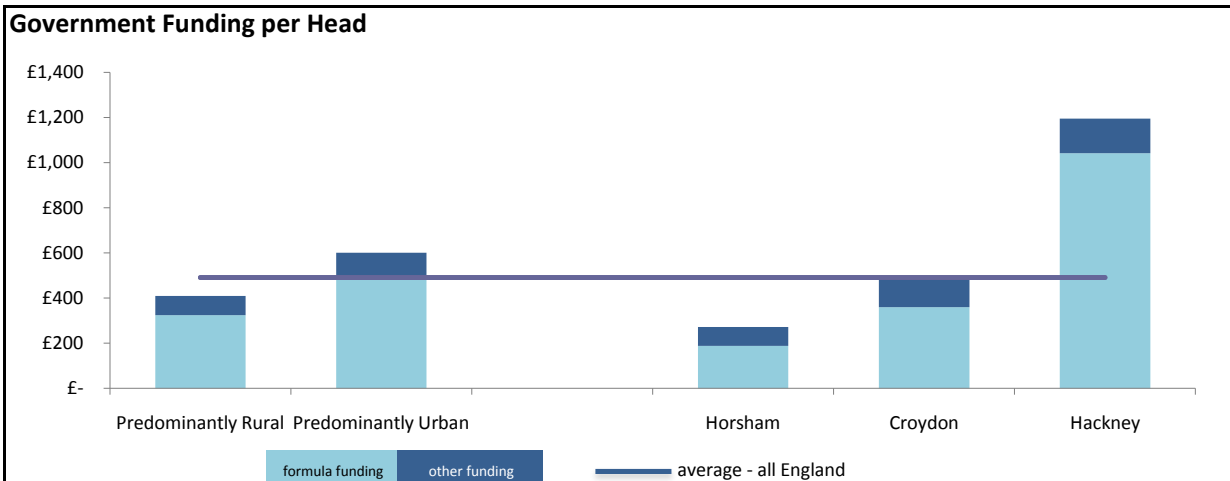


Analysis of Council Funding, Council Tax and Spending Power by Local Authority

Authority: Horsham

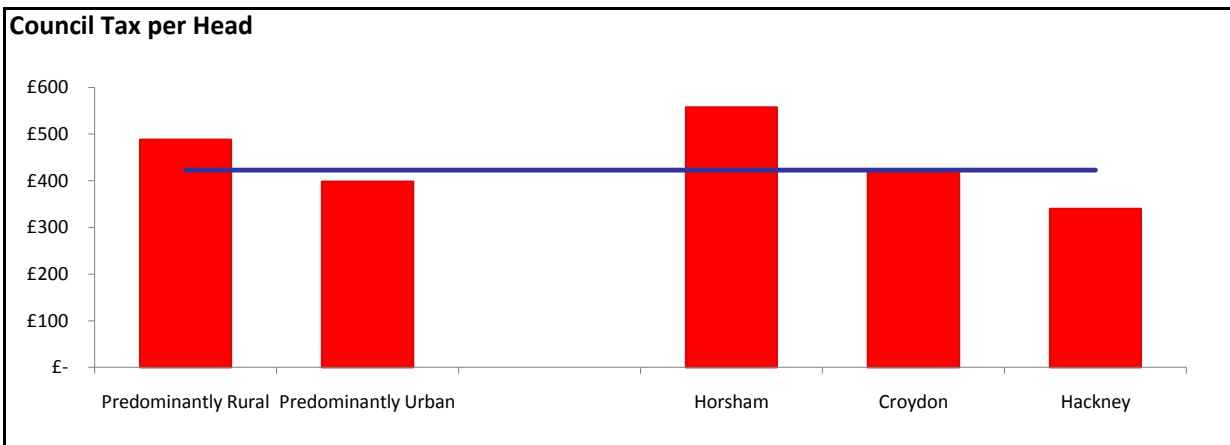
First Comparator: Croydon

Second Comparator: Hackney



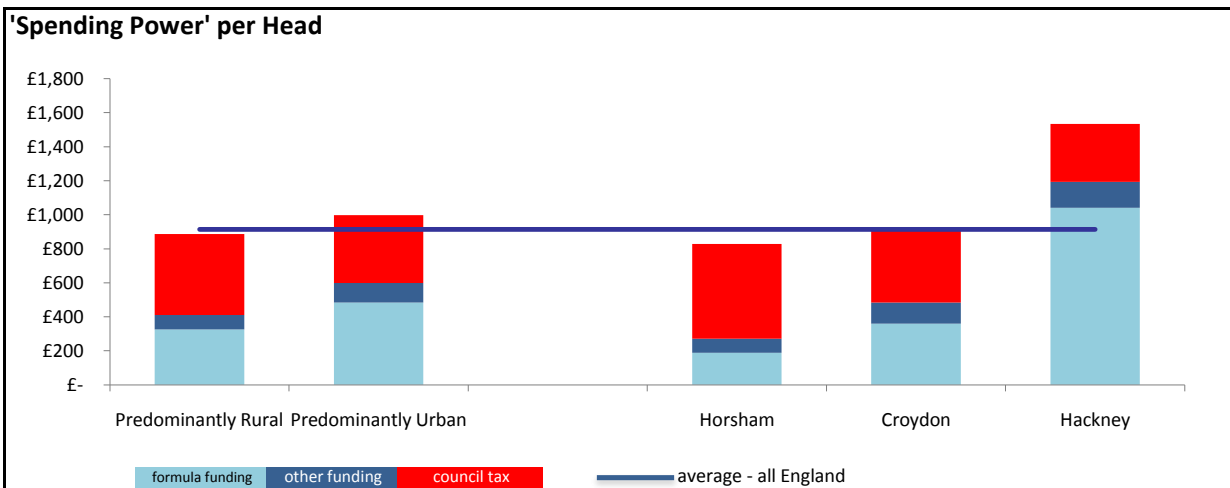
Funding per Head Comparison

	Formula	Other Grants		Formula	Other Grants
Predominantly Rural	£ 324.41	£ 85.21	Horsham	£ 188.26	£ 83.25
Predominantly Urban	£ 486.96	£ 114.34	Croydon	£ 359.82	£ 124.56
Average (All England)	£ 390.49	£ 100.60	Hackney	£ 1,041.39	£ 152.85



Council Tax per Head Comparison

Predominantly Rural	£ 488.12	Horsham	£ 557.06
Predominantly Urban	£ 398.10	Croydon	£ 424.52
Average All England	£ 423.09	Hackney	£ 339.97



'Spending Power' per Head Comparison

Predominantly Rural	£ 897.75	Horsham	£ 828.58
Predominantly Urban	£ 999.40	Croydon	£ 908.90
Average All England	£ 914.18	Hackney	£ 1,534.21