

Analysis of Council Funding, Council Tax and Spending Power by Local Authority

Authority: Herefordshire UA

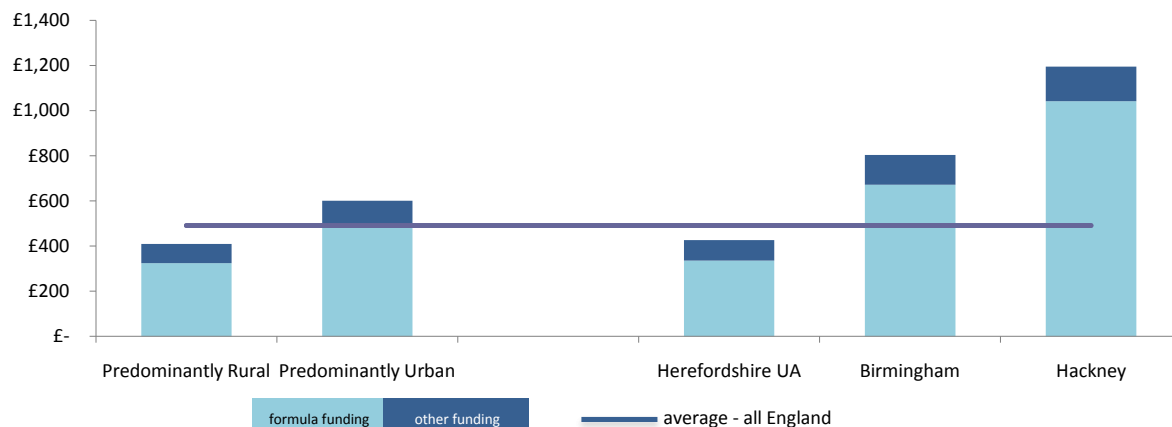
First Comparator:

Birmingham

Second Comparator:

Hackney

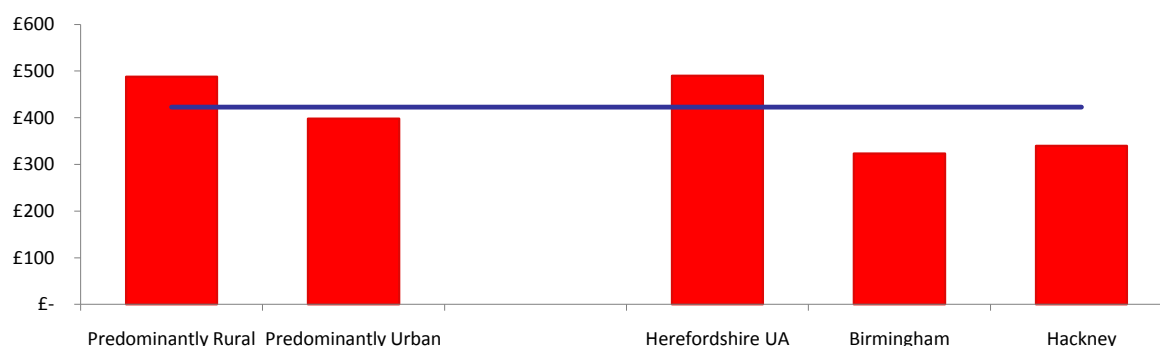
Government Funding per Head



Funding per Head Comparison

	Formula	Other Grants		Formula	Other Grants
Predominantly Rural	£ 324.41	£ 85.21	Herefordshire UA	£ 336.07	£ 89.86
Predominantly Urban	£ 486.96	£ 114.34	Birmingham	£ 671.92	£ 132.21
Average (All England)	£ 390.49	£ 100.60	Hackney	£ 1,041.39	£ 152.85

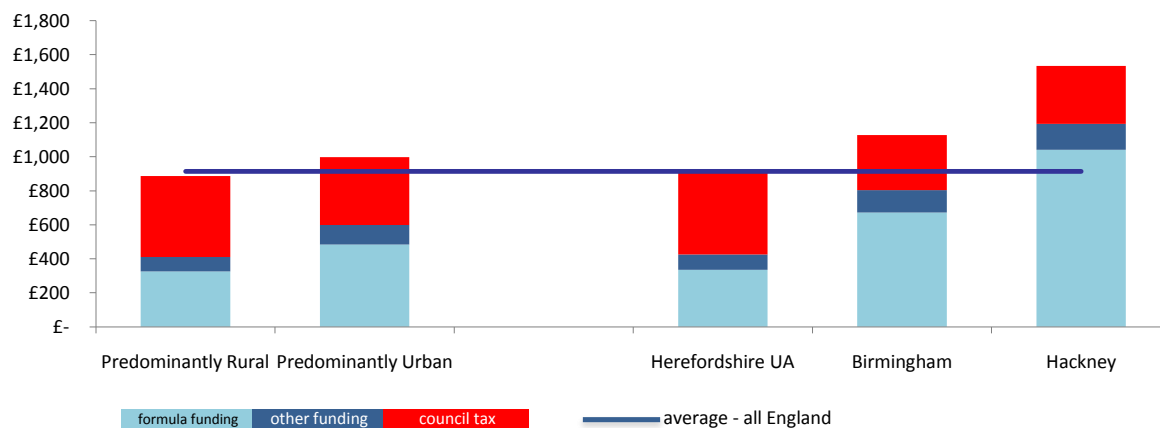
Council Tax per Head



Council Tax per Head Comparison

Predominantly Rural	£ 488.12	Herefordshire UA	£ 489.94
Predominantly Urban	£ 398.10	Birmingham	£ 323.47
Average All England	£ 423.09	Hackney	£ 339.97

'Spending Power' per Head



'Spending Power' per Head Comparison

Predominantly Rural	£ 897.75	Herefordshire UA	£ 915.87
Predominantly Urban	£ 999.40	Birmingham	£ 1,127.60
Average All England	£ 914.18	Hackney	£ 1,534.21