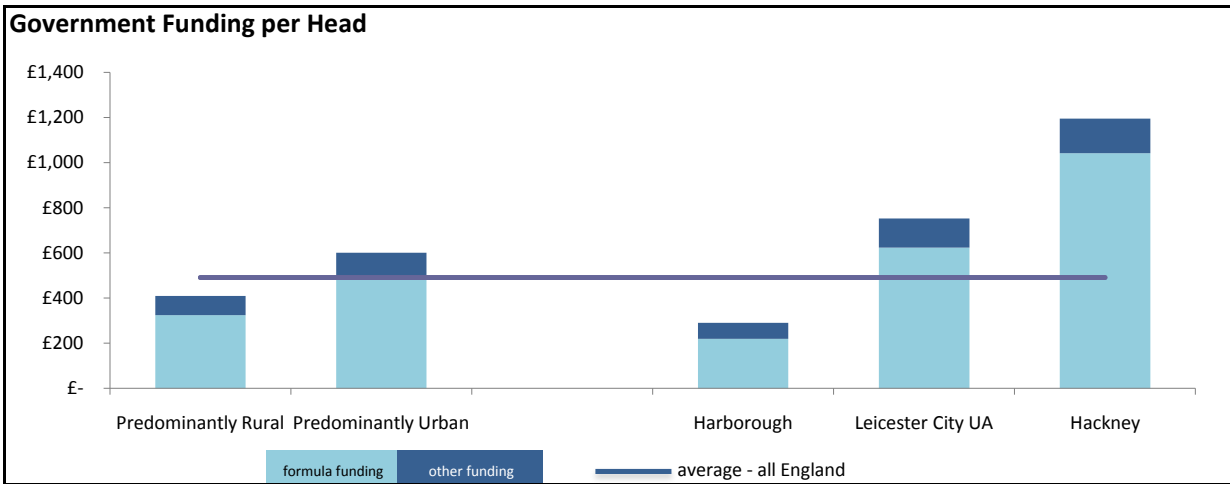


# Analysis of Council Funding, Council Tax and Spending Power by Local Authority

Authority: **Harborough**

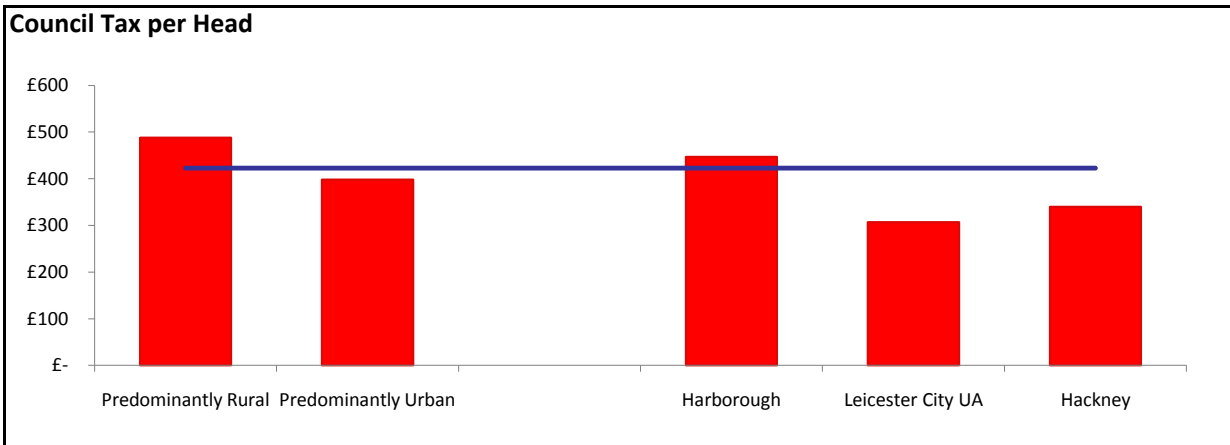
First Comparator: **Leicester City UA**

Second Comparator: **Hackney**



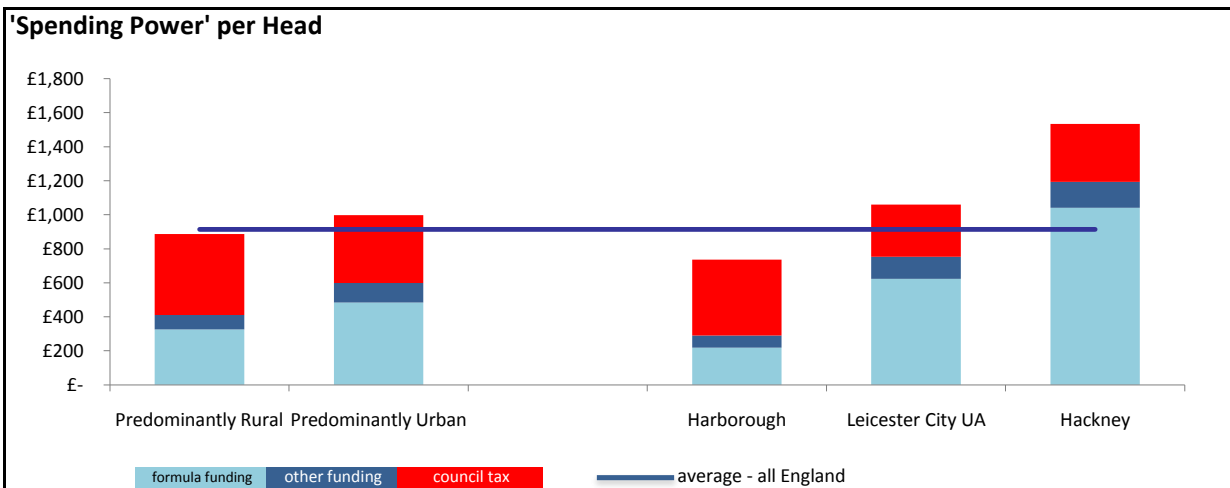
### Funding per Head Comparison

	Formula	Other Grants		Formula	Other Grants
Predominantly Rural	£ 324.41	£ 85.21	Harborough	£ 218.86	£ 70.94
Predominantly Urban	£ 486.96	£ 114.34	Leicester City UA	£ 623.07	£ 129.30
Average (All England)	£ 390.49	£ 100.60	Hackney	£ 1,041.39	£ 152.85



### Council Tax per Head Comparison

Predominantly Rural	£ 488.12	Harborough	£ 446.52
Predominantly Urban	£ 398.10	Leicester City UA	£ 306.77
Average All England	£ 423.09	Hackney	£ 339.97



### 'Spending Power' per Head Comparison

Predominantly Rural	£ 897.75	Harborough	£ 736.32
Predominantly Urban	£ 999.40	Leicester City UA	£ 1,059.14
Average All England	£ 914.18	Hackney	£ 1,534.21