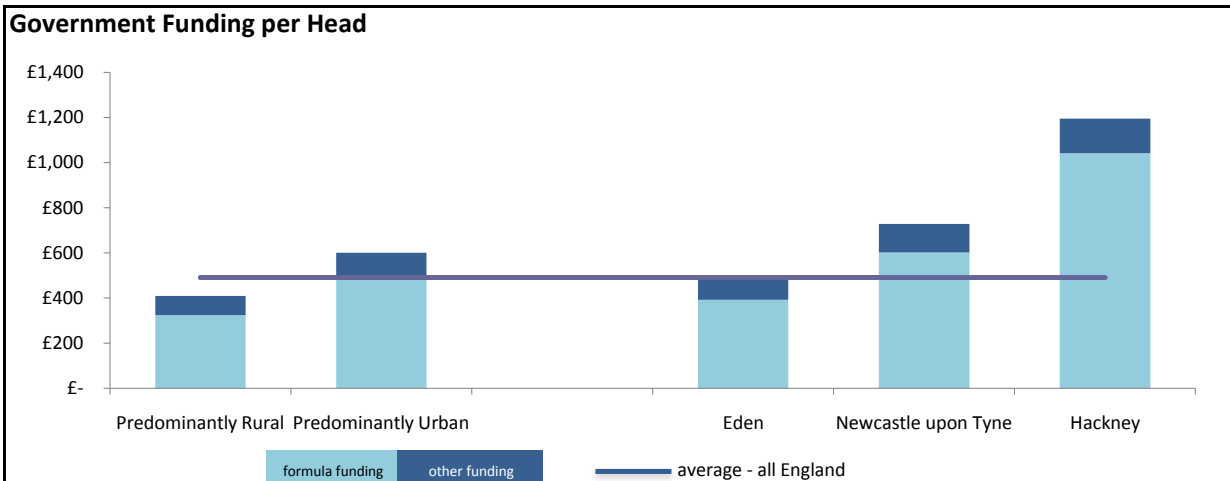


Analysis of Council Funding, Council Tax and Spending Power by Local Authority

Authority: Eden

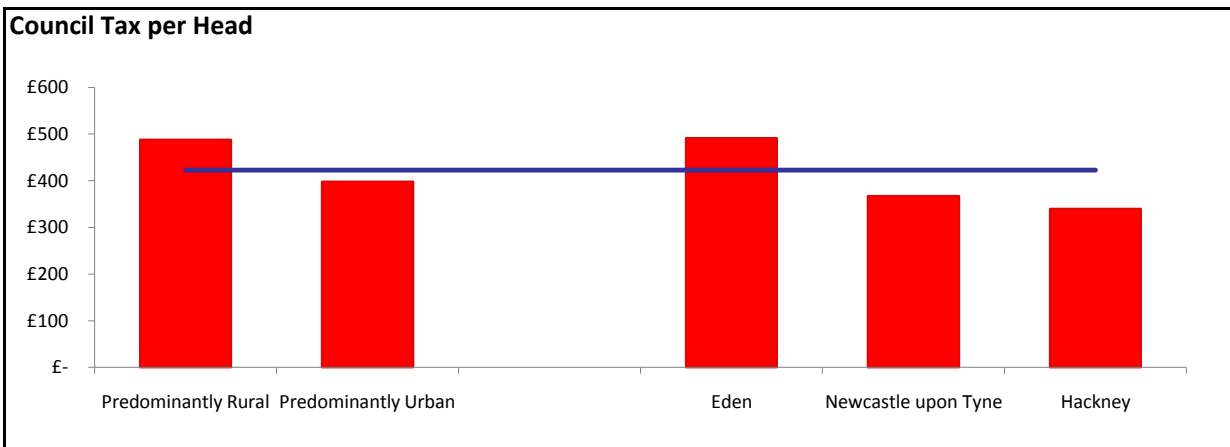
First Comparator: Newcastle upon Tyne

Second Comparator: Hackney



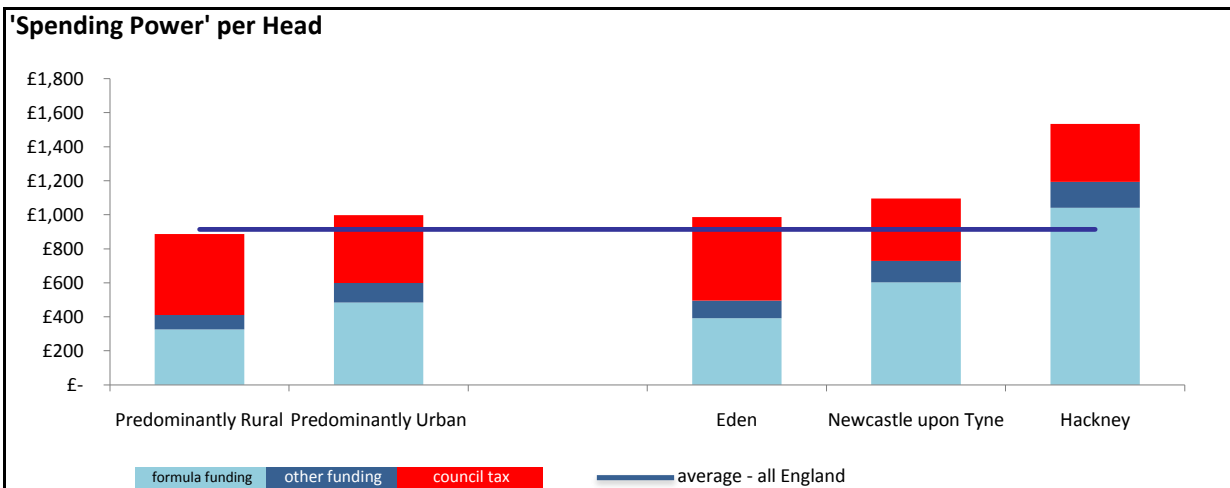
Funding per Head Comparison

	Formula	Other Grants		Formula	Other Grants
Predominantly Rural	£ 324.41	£ 85.21	Eden	£ 391.92	£ 103.20
Predominantly Urban	£ 486.96	£ 114.34	Newcastle upon Tyne	£ 602.71	£ 125.60
Average (All England)	£ 390.49	£ 100.60	Hackney	£ 1,041.39	£ 152.85



Council Tax per Head Comparison

Predominantly Rural	£ 488.12	Eden	£ 491.34
Predominantly Urban	£ 398.10	Newcastle upon Tyne	£ 367.17
Average All England	£ 423.09	Hackney	£ 339.97



'Spending Power' per Head Comparison

Predominantly Rural	£ 897.75	Eden	£ 986.46
Predominantly Urban	£ 999.40	Newcastle upon Tyne	£ 1,095.48
Average All England	£ 914.18	Hackney	£ 1,534.21