

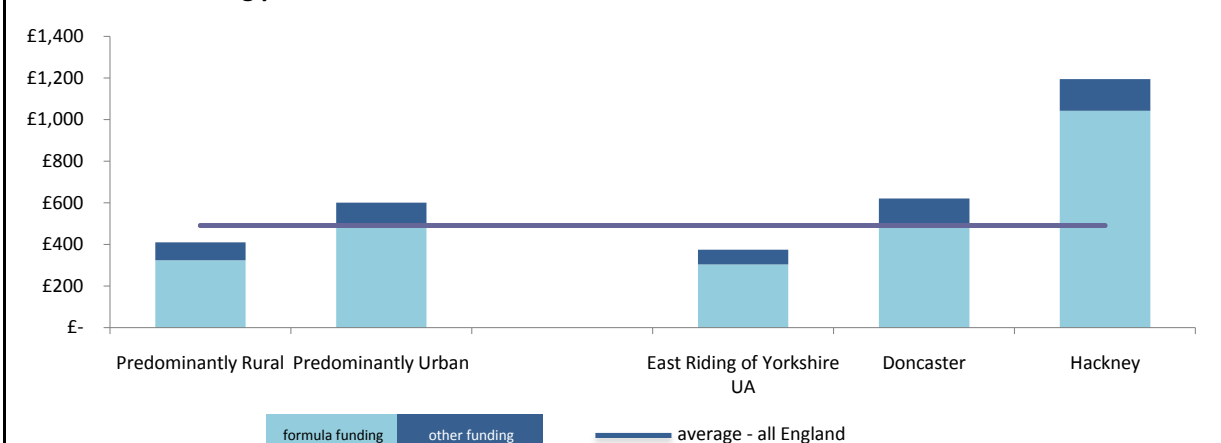
# Analysis of Council Funding, Council Tax and Spending Power by Local Authority

Authority: **East Riding of Yorkshire**

First Comparator: **Doncaster**

Second Comparator: **Hackney**

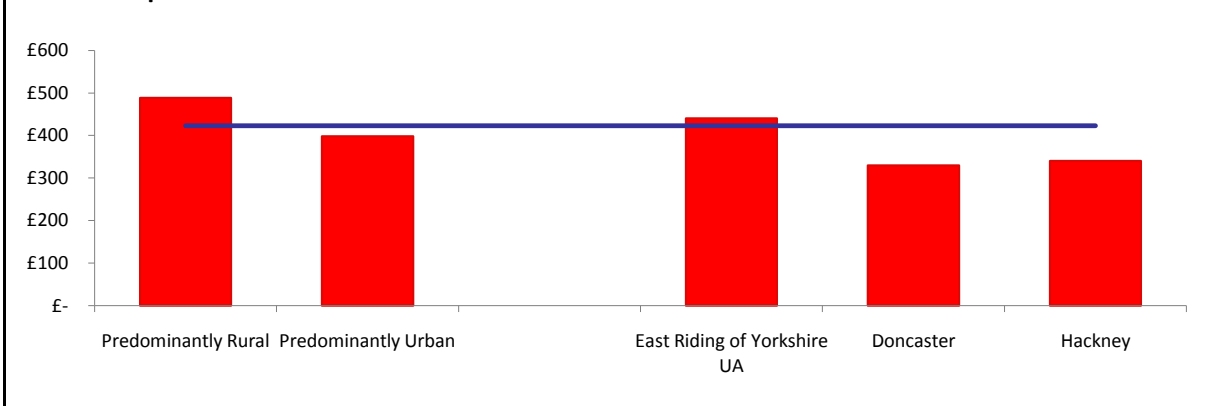
## Government Funding per Head



### Funding per Head Comparison

	Formula	Other Grants		Formula	Other Grants
Predominantly Rural	£ 324.41	£ 85.21	East Riding of Yorkshire UA	£ 304.28	£ 69.93
Predominantly Urban	£ 486.96	£ 114.34	Doncaster	£ 499.62	£ 120.22
Average (All England)	£ 390.49	£ 100.60	Hackney	£ 1,041.39	£ 152.85

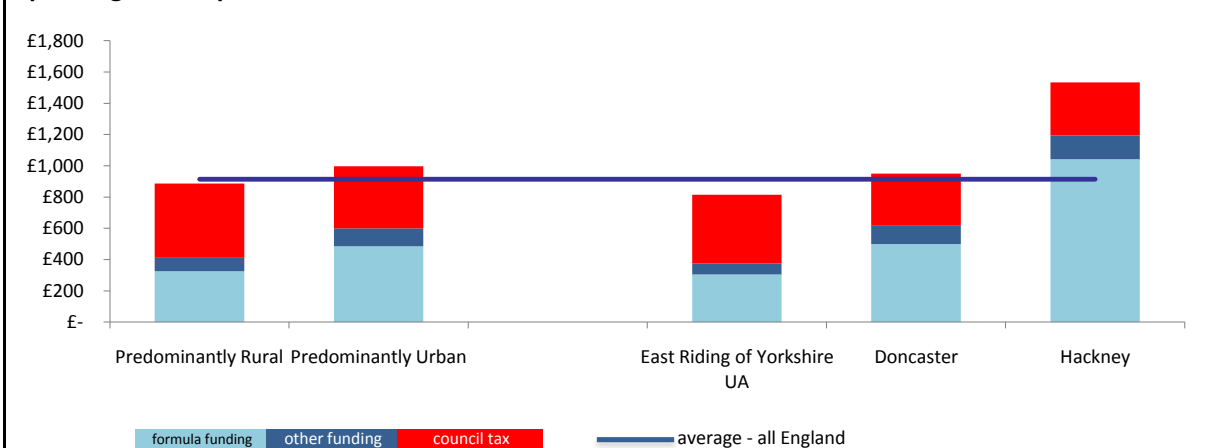
## Council Tax per Head



### Council Tax per Head Comparison

Predominantly Rural	£ 488.12	East Riding of Yorkshire	£ 440.34
Predominantly Urban	£ 398.10	Doncaster	£ 329.63
Average All England	£ 423.09	Hackney	£ 339.97

## 'Spending Power' per Head



### 'Spending Power' per Head Comparison

Predominantly Rural	£ 897.75	East Riding of Yorkshire	£ 814.55
Predominantly Urban	£ 999.40	Doncaster	£ 949.47
Average All England	£ 914.18	Hackney	£ 1,534.21