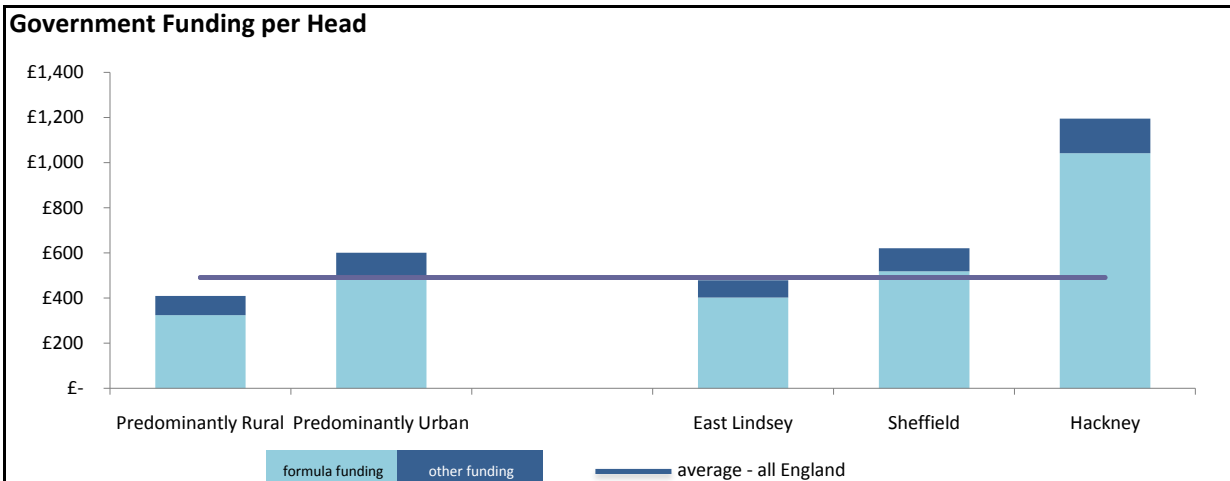


# Analysis of Council Funding, Council Tax and Spending Power by Local Authority

Authority: East Lindsey

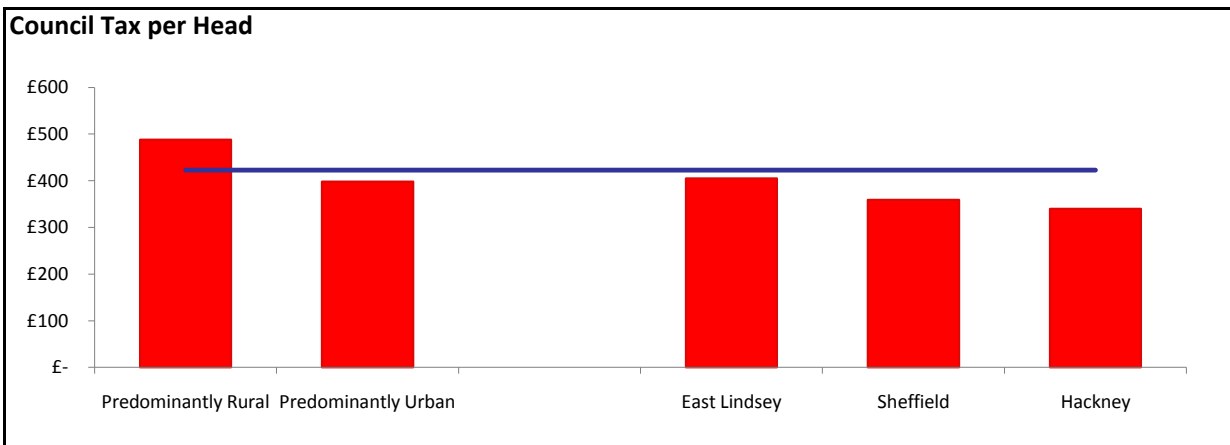
First Comparator: Sheffield

Second Comparator: Hackney



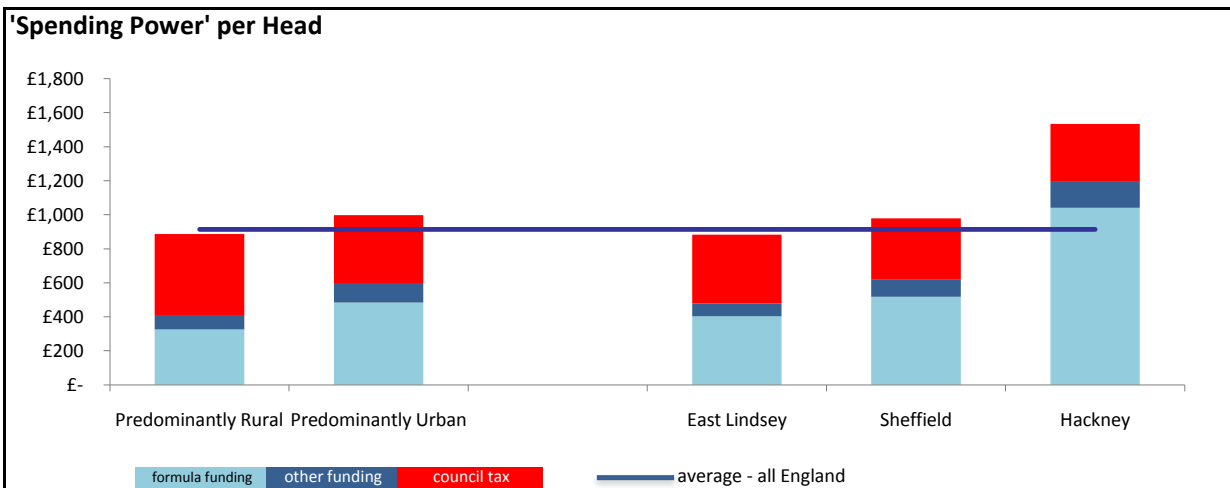
### Funding per Head Comparison

	Formula	Other Grants		Formula	Other Grants
Predominantly Rural	£ 324.41	£ 85.21	East Lindsey	£ 402.64	£ 75.56
Predominantly Urban	£ 486.96	£ 114.34	Sheffield	£ 518.62	£ 101.77
Average (All England)	£ 390.49	£ 100.60	Hackney	£ 1,041.39	£ 152.85



### Council Tax per Head Comparison

Predominantly Rural	£ 488.12	East Lindsey	£ 404.91
Predominantly Urban	£ 398.10	Sheffield	£ 358.89
Average All England	£ 423.09	Hackney	£ 339.97



### 'Spending Power' per Head Comparison

Predominantly Rural	£ 897.75	East Lindsey	£ 883.11
Predominantly Urban	£ 999.40	Sheffield	£ 979.28
Average All England	£ 914.18	Hackney	£ 1,534.21