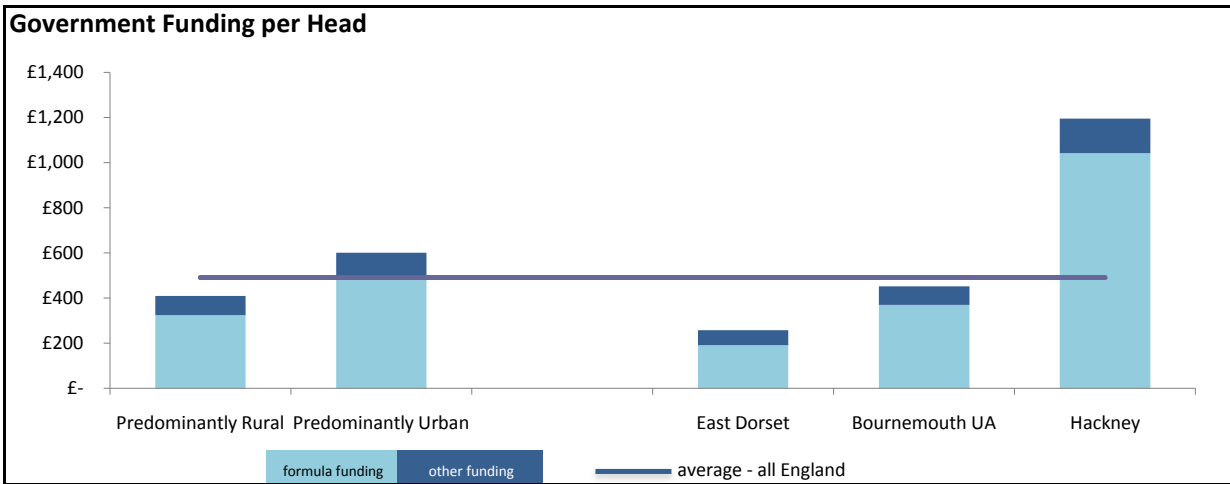


# Analysis of Council Funding, Council Tax and Spending Power by Local Authority

Authority: East Dorset

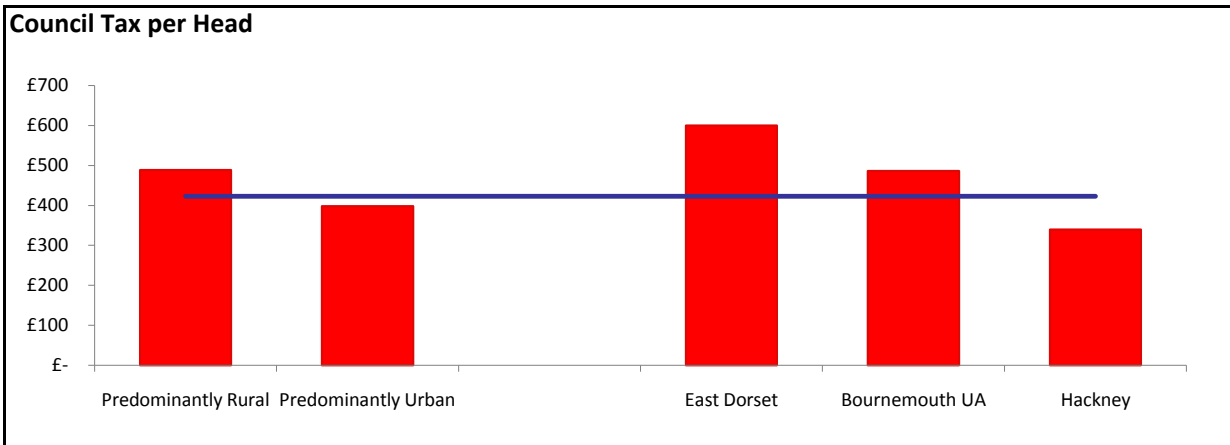
First Comparator: Bournemouth UA

Second Comparator: Hackney



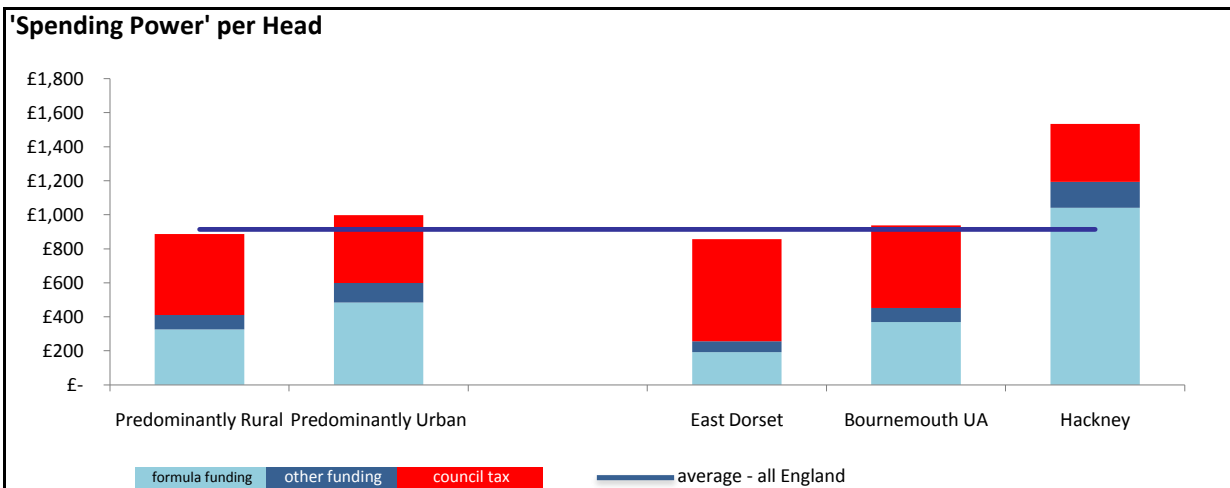
**Funding per Head Comparison**

|                       | Formula  | Other Grants |                | Formula    | Other Grants |
|-----------------------|----------|--------------|----------------|------------|--------------|
| Predominantly Rural   | £ 324.41 | £ 85.21      | East Dorset    | £ 191.67   | £ 65.42      |
| Predominantly Urban   | £ 486.96 | £ 114.34     | Bournemouth UA | £ 369.15   | £ 82.37      |
| Average (All England) | £ 390.49 | £ 100.60     | Hackney        | £ 1,041.39 | £ 152.85     |



**Council Tax per Head Comparison**

|                     |          |                |          |
|---------------------|----------|----------------|----------|
| Predominantly Rural | £ 488.12 | East Dorset    | £ 599.33 |
| Predominantly Urban | £ 398.10 | Bournemouth UA | £ 485.95 |
| Average All England | £ 423.09 | Hackney        | £ 339.97 |



**'Spending Power' per Head Comparison**

|                     |          |                |            |
|---------------------|----------|----------------|------------|
| Predominantly Rural | £ 897.75 | East Dorset    | £ 856.42   |
| Predominantly Urban | £ 999.40 | Bournemouth UA | £ 937.47   |
| Average All England | £ 914.18 | Hackney        | £ 1,534.21 |