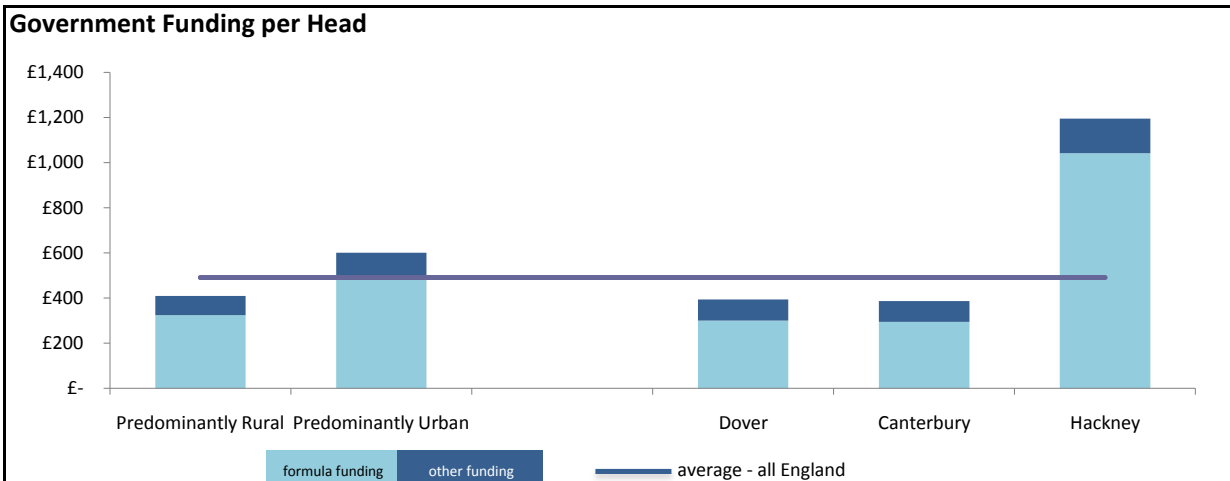


Analysis of Council Funding, Council Tax and Spending Power by Local Authority

Authority: Dover

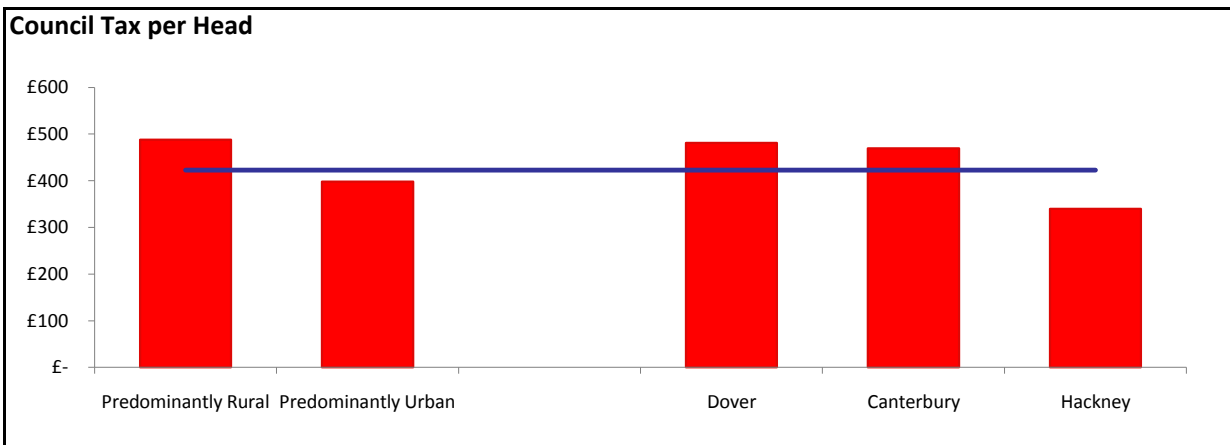
First Comparator: Canterbury

Second Comparator: Hackney



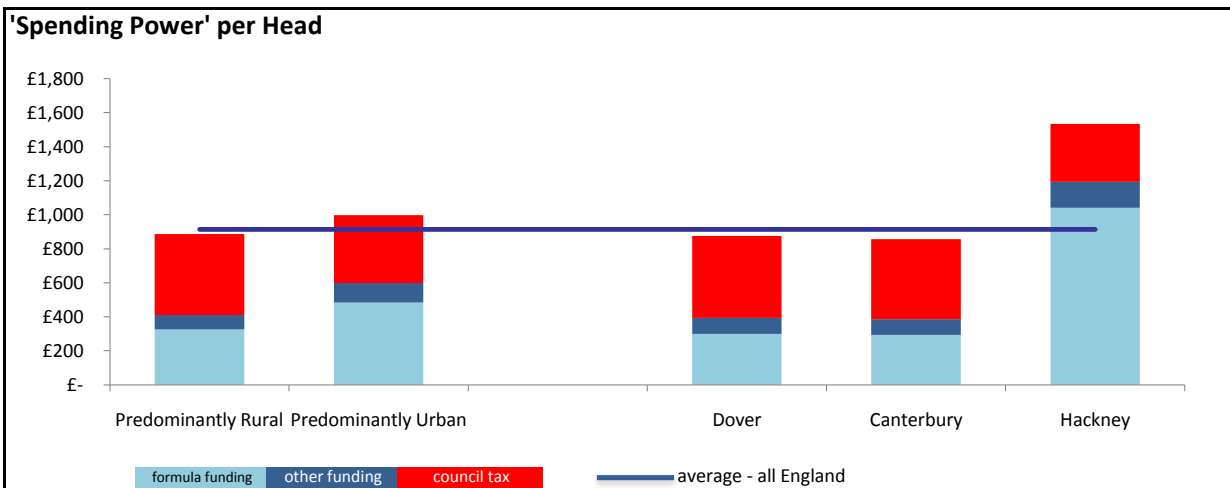
Funding per Head Comparison

	Formula	Other Grants		Formula	Other Grants
Predominantly Rural	£ 324.41	£ 85.21	Dover	£ 300.36	£ 93.54
Predominantly Urban	£ 486.96	£ 114.34	Canterbury	£ 294.32	£ 92.30
Average (All England)	£ 390.49	£ 100.60	Hackney	£ 1,041.39	£ 152.85



Council Tax per Head Comparison

Predominantly Rural	£ 488.12	Dover	£ 481.04
Predominantly Urban	£ 398.10	Canterbury	£ 469.59
Average All England	£ 423.09	Hackney	£ 339.97



'Spending Power' per Head Comparison

Predominantly Rural	£ 897.75	Dover	£ 874.95
Predominantly Urban	£ 999.40	Canterbury	£ 856.21
Average All England	£ 914.18	Hackney	£ 1,534.21