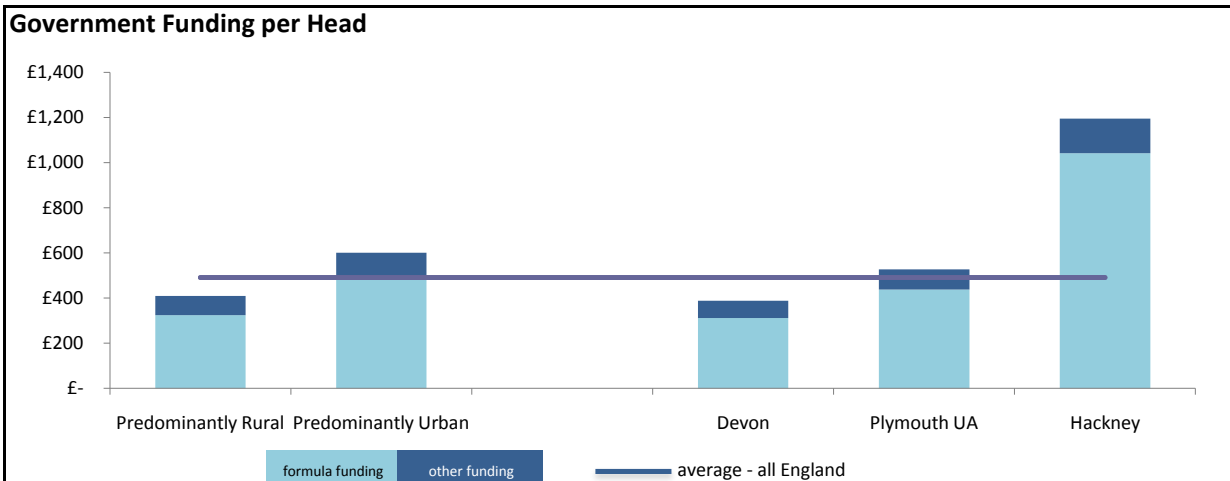


# Analysis of Council Funding, Council Tax and Spending Power by Local Authority

Authority: Devon

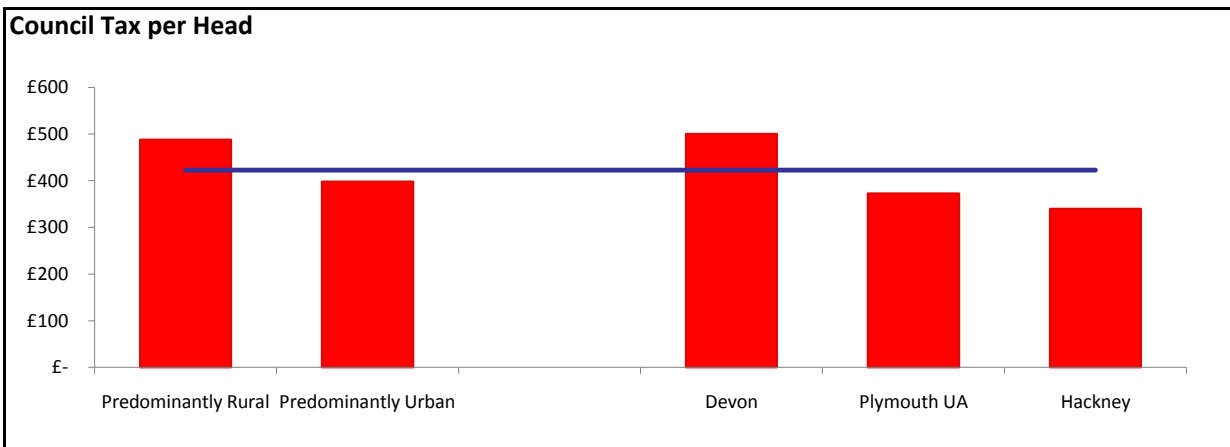
First Comparator: Plymouth UA

Second Comparator: Hackney



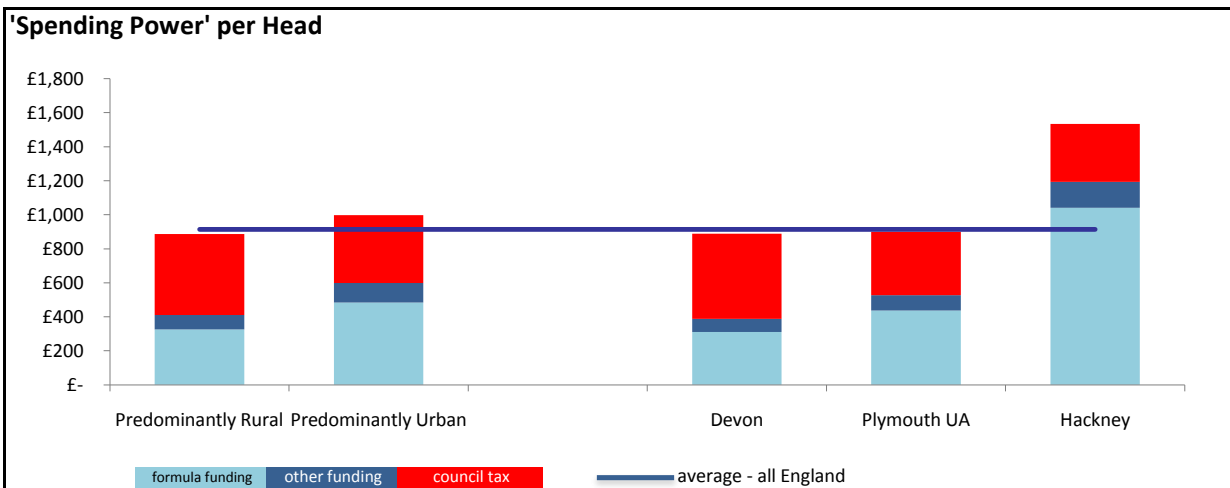
**Funding per Head Comparison**

	Formula	Other Grants		Formula	Other Grants
Predominantly Rural	£ 324.41	£ 85.21	Devon	£ 311.56	£ 77.16
Predominantly Urban	£ 486.96	£ 114.34	Plymouth UA	£ 437.59	£ 89.03
Average (All England)	£ 390.49	£ 100.60	Hackney	£ 1,041.39	£ 152.85



**Council Tax per Head Comparison**

Predominantly Rural	£ 488.12	Devon	£ 500.52
Predominantly Urban	£ 398.10	Plymouth UA	£ 372.86
Average All England	£ 423.09	Hackney	£ 339.97



**'Spending Power' per Head Comparison**

Predominantly Rural	£ 897.75	Devon	£ 889.24
Predominantly Urban	£ 999.40	Plymouth UA	£ 899.49
Average All England	£ 914.18	Hackney	£ 1,534.21