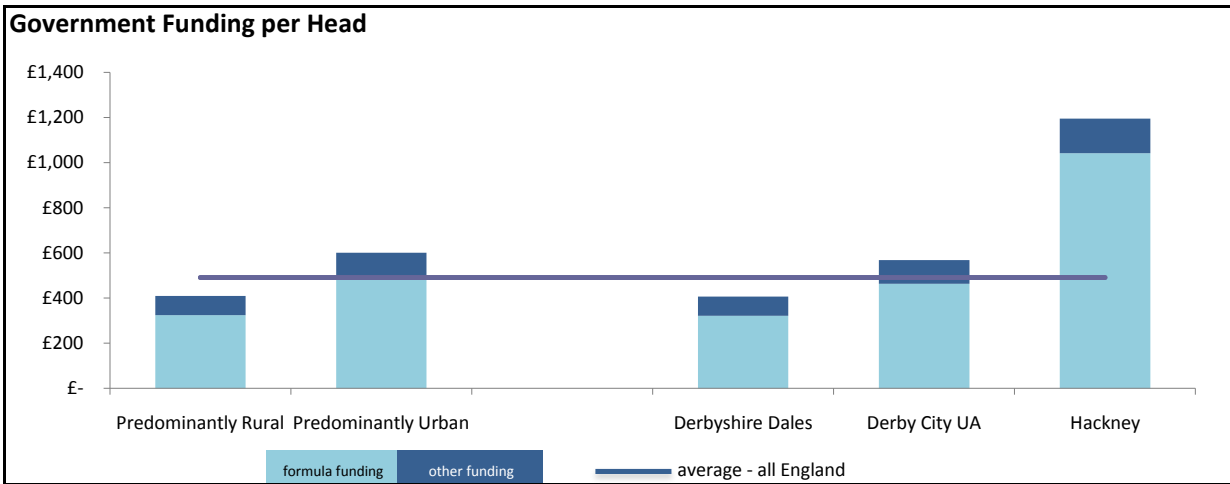


Analysis of Council Funding, Council Tax and Spending Power by Local Authority

Authority: Derbyshire Dales

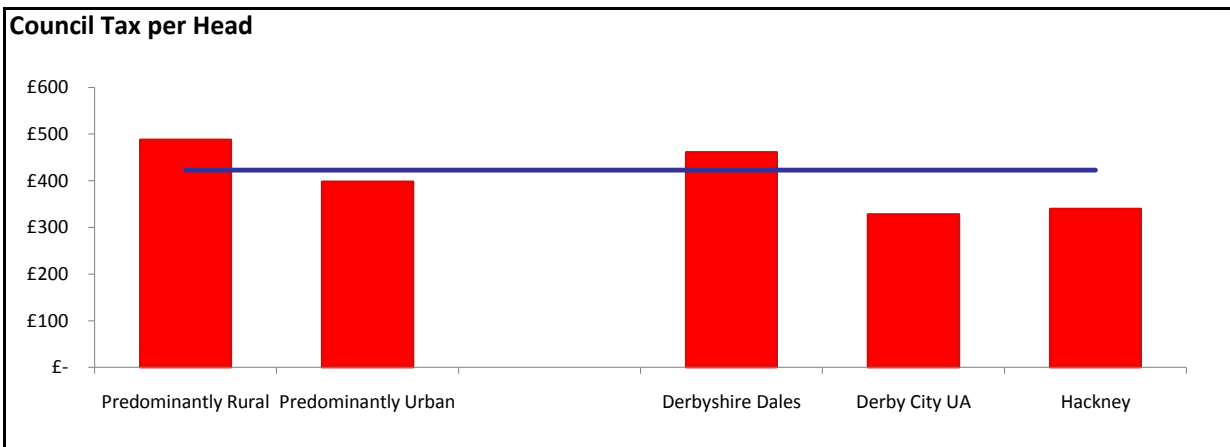
First Comparator: Derby City UA

Second Comparator: Hackney



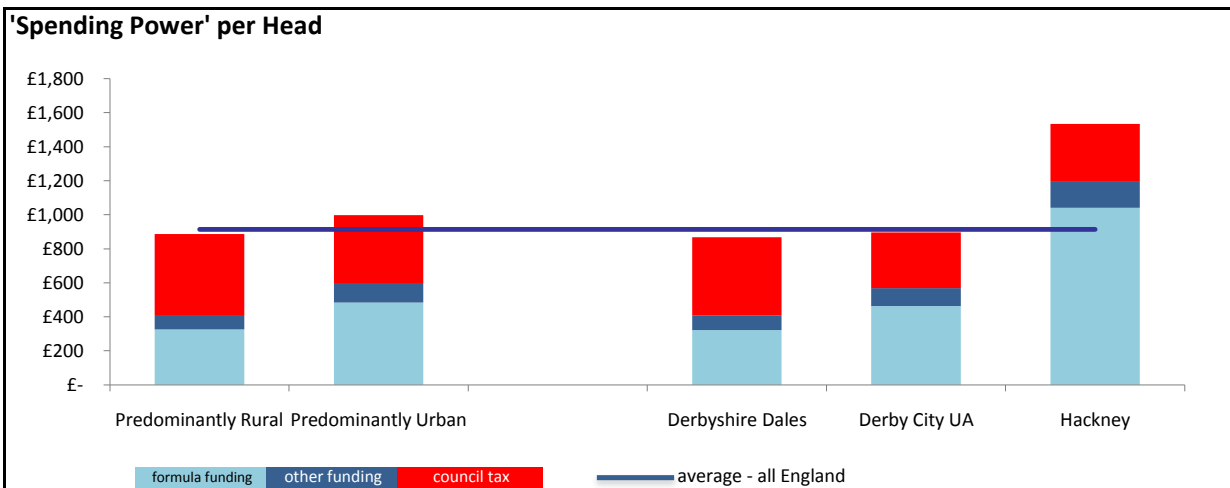
Funding per Head Comparison

	Formula	Other Grants		Formula	Other Grants
Predominantly Rural	£ 324.41	£ 85.21	Derbyshire Dales	£ 321.57	£ 84.81
Predominantly Urban	£ 486.96	£ 114.34	Derby City UA	£ 463.39	£ 104.42
Average (All England)	£ 390.49	£ 100.60	Hackney	£ 1,041.39	£ 152.85



Council Tax per Head Comparison

Predominantly Rural	£ 488.12	Derbyshire Dales	£ 461.41
Predominantly Urban	£ 398.10	Derby City UA	£ 328.39
Average All England	£ 423.09	Hackney	£ 339.97



'Spending Power' per Head Comparison

Predominantly Rural	£ 897.75	Derbyshire Dales	£ 867.78
Predominantly Urban	£ 999.40	Derby City UA	£ 896.21
Average All England	£ 914.18	Hackney	£ 1,534.21