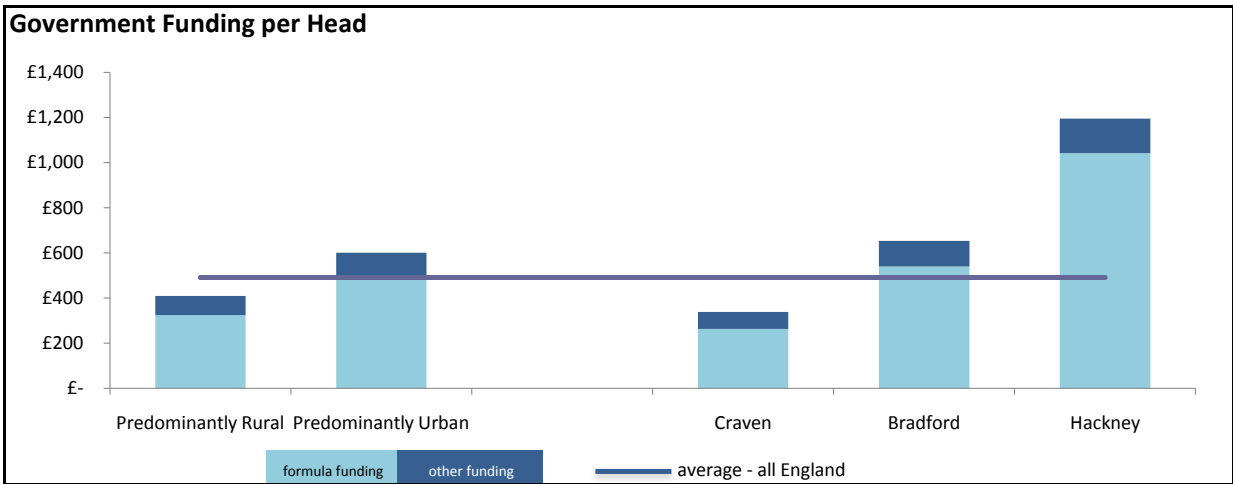


Analysis of Council Funding, Council Tax and Spending Power by Local Authority

Authority: Craven

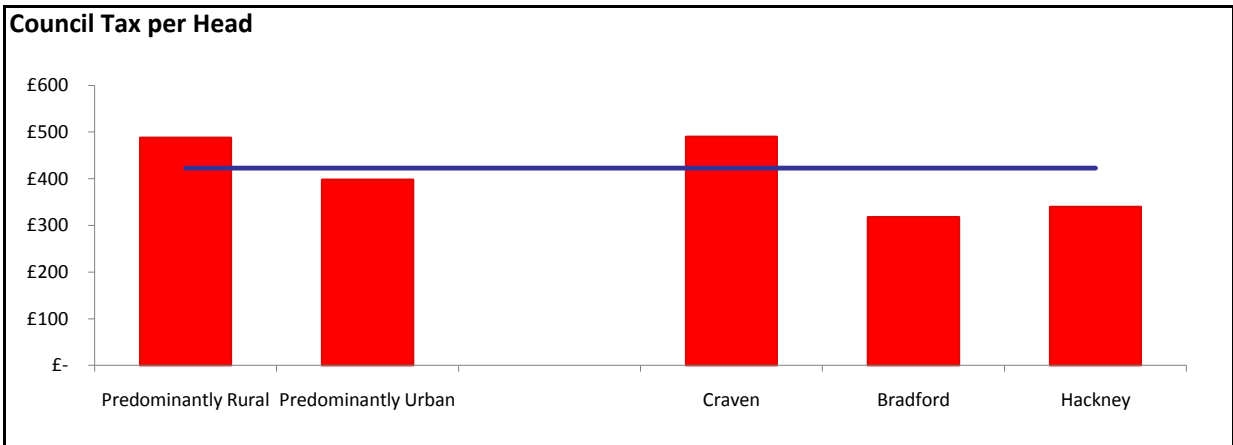
First Comparator: Bradford

Second Comparator: Hackney



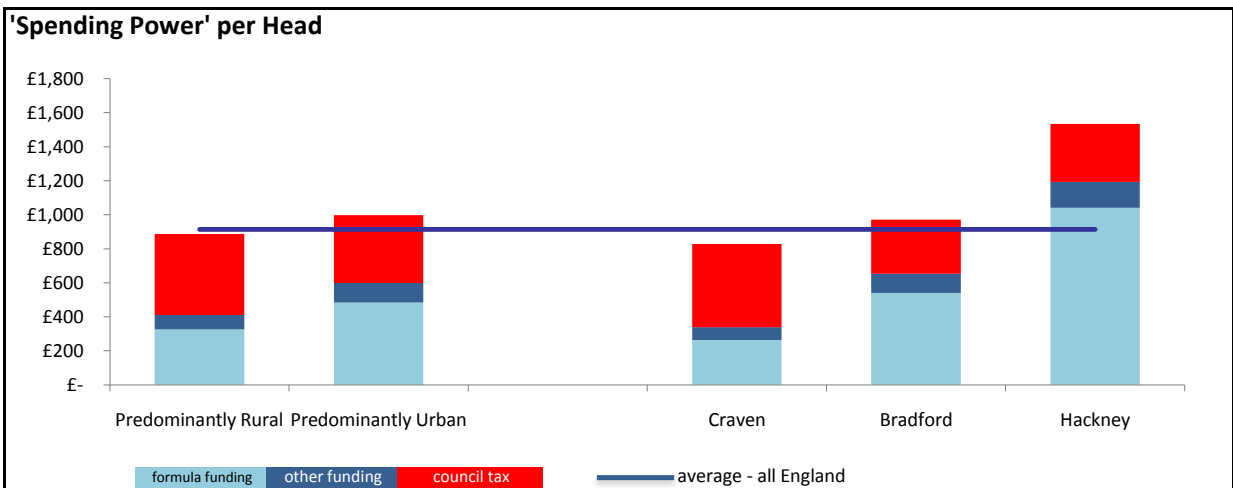
Funding per Head Comparison

	Formula	Other Grants		Formula	Other Grants
Predominantly Rural	£ 324.41	£ 85.21	Craven	£ 262.94	£ 75.87
Predominantly Urban	£ 486.96	£ 114.34	Bradford	£ 540.39	£ 113.12
Average (All England)	£ 390.49	£ 100.60	Hackney	£ 1,041.39	£ 152.85



Council Tax per Head Comparison

Predominantly Rural	£ 488.12	Craven	£ 490.19
Predominantly Urban	£ 398.10	Bradford	£ 317.65
Average All England	£ 423.09	Hackney	£ 339.97



'Spending Power' per Head Comparison

Predominantly Rural	£ 897.75	Craven	£ 829.00
Predominantly Urban	£ 999.40	Bradford	£ 971.16
Average All England	£ 914.18	Hackney	£ 1,534.21