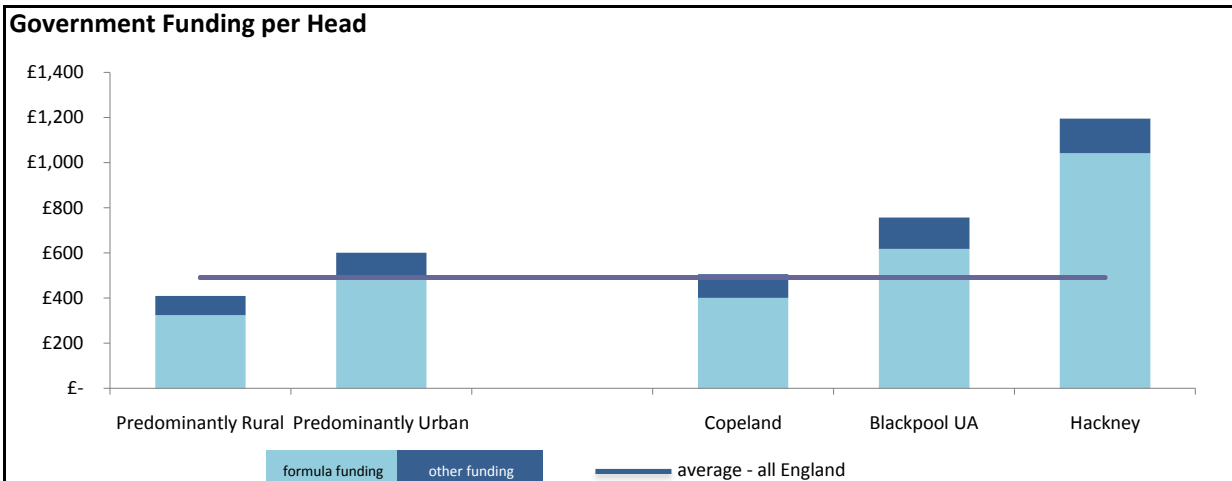


# Analysis of Council Funding, Council Tax and Spending Power by Local Authority

Authority: Copeland

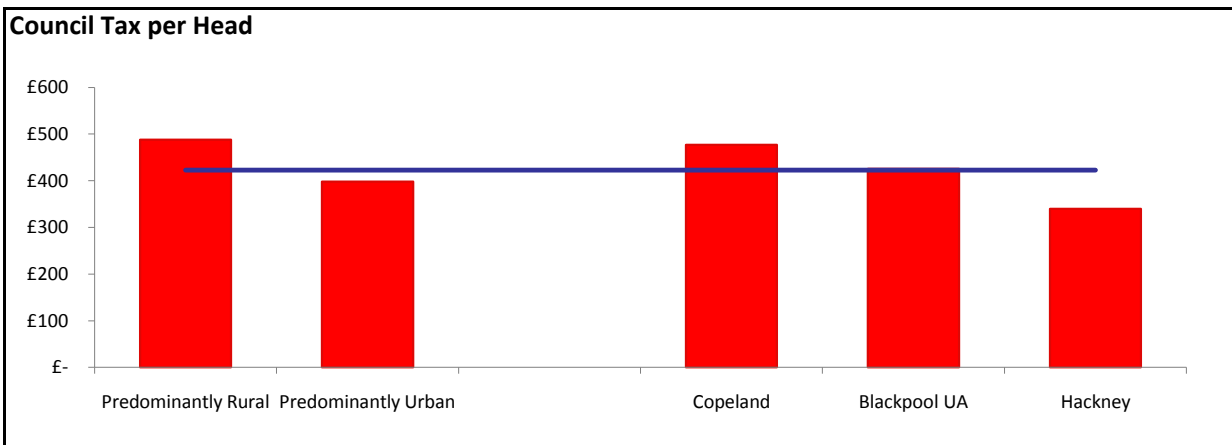
First Comparator: Blackpool UA

Second Comparator: Hackney



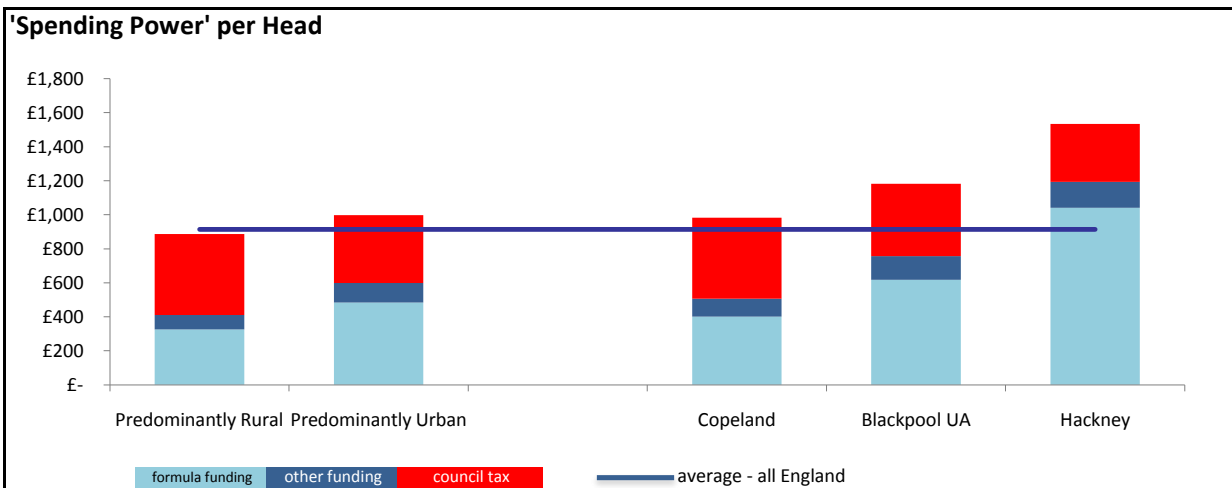
### Funding per Head Comparison

	Formula	Other Grants		Formula	Other Grants
Predominantly Rural	£ 324.41	£ 85.21	Copeland	£ 401.46	£ 104.31
Predominantly Urban	£ 486.96	£ 114.34	Blackpool UA	£ 617.26	£ 139.74
Average (All England)	£ 390.49	£ 100.60	Hackney	£ 1,041.39	£ 152.85



### Council Tax per Head Comparison

Predominantly Rural	£ 488.12	Copeland	£ 477.21
Predominantly Urban	£ 398.10	Blackpool UA	£ 425.24
Average All England	£ 423.09	Hackney	£ 339.97



### 'Spending Power' per Head Comparison

Predominantly Rural	£ 897.75	Copeland	£ 982.99
Predominantly Urban	£ 999.40	Blackpool UA	£ 1,182.24
Average All England	£ 914.18	Hackney	£ 1,534.21