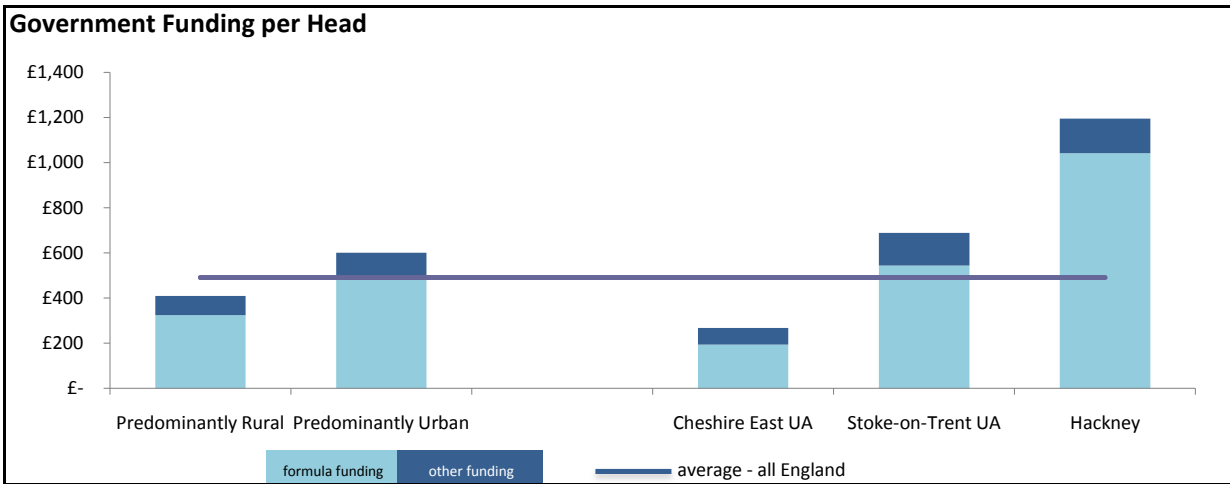


Analysis of Council Funding, Council Tax and Spending Power by Local Authority

Authority: Cheshire East UA

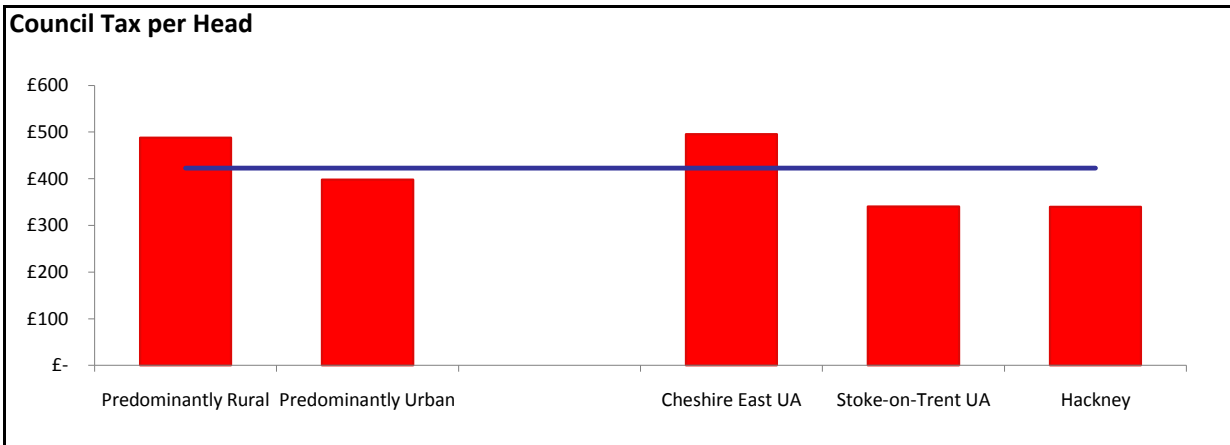
First Comparator: Stoke-on-Trent UA

Second Comparator: Hackney



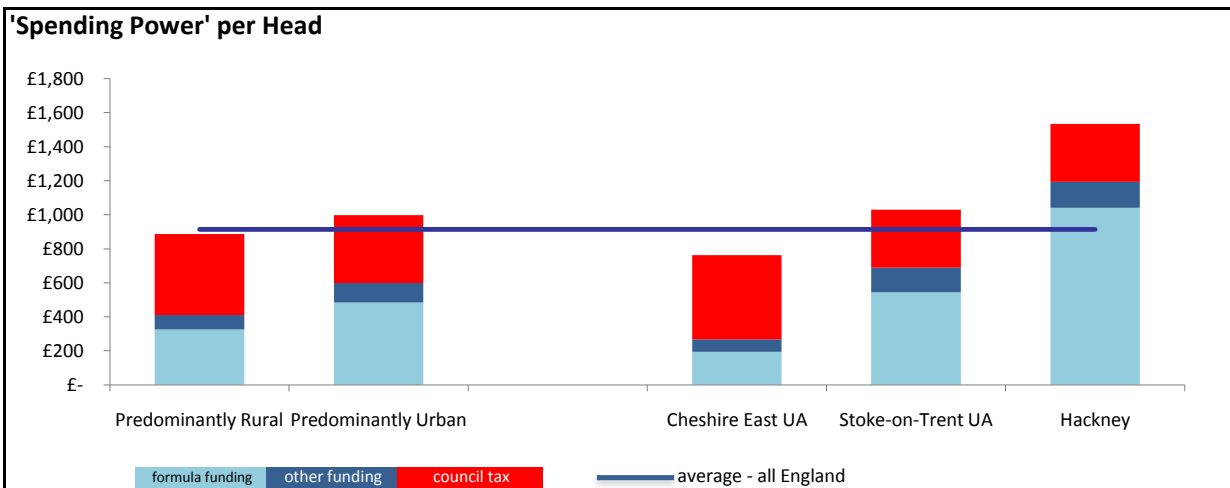
Funding per Head Comparison

	Formula	Other Grants		Formula	Other Grants
Predominantly Rural	£ 324.41	£ 85.21	Cheshire East UA	£ 193.92	£ 73.34
Predominantly Urban	£ 486.96	£ 114.34	Stoke-on-Trent UA	£ 544.47	£ 144.59
Average (All England)	£ 390.49	£ 100.60	Hackney	£ 1,041.39	£ 152.85



Council Tax per Head Comparison

Predominantly Rural	£ 488.12	Cheshire East UA	£ 495.22
Predominantly Urban	£ 398.10	Stoke-on-Trent UA	£ 340.26
Average All England	£ 423.09	Hackney	£ 339.97



'Spending Power' per Head Comparison

Predominantly Rural	£ 897.75	Cheshire East UA	£ 762.49
Predominantly Urban	£ 999.40	Stoke-on-Trent UA	£ 1,029.31
Average All England	£ 914.18	Hackney	£ 1,534.21