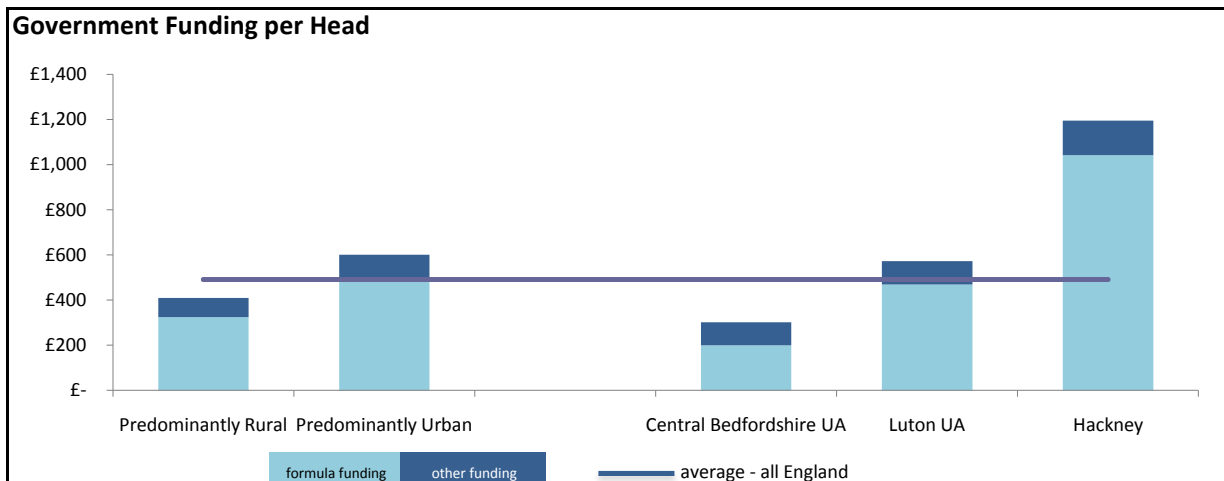


# Analysis of Council Funding, Council Tax and Spending Power by Local Authority

Authority: **Central Bedfordshire U**

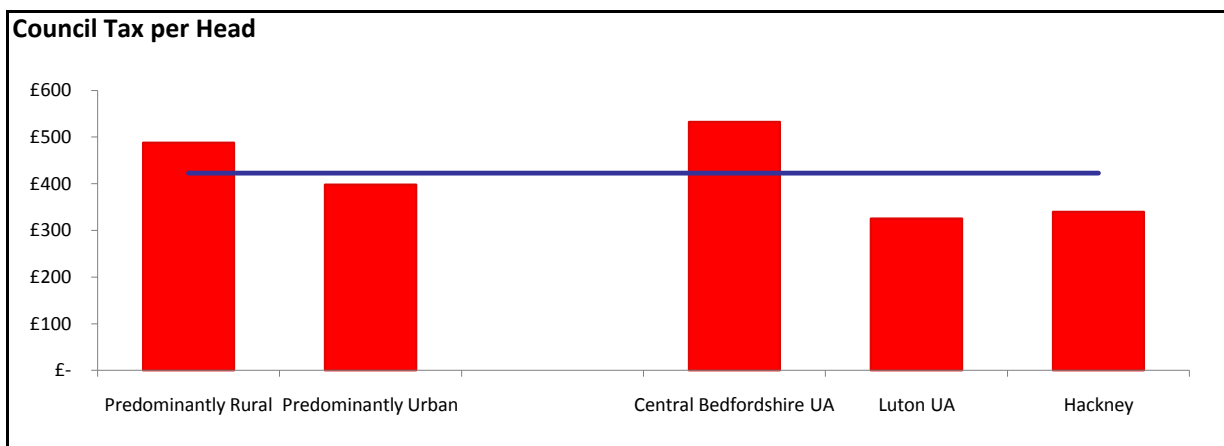
First Comparator: **Luton UA**

Second Comparator: **Hackney**



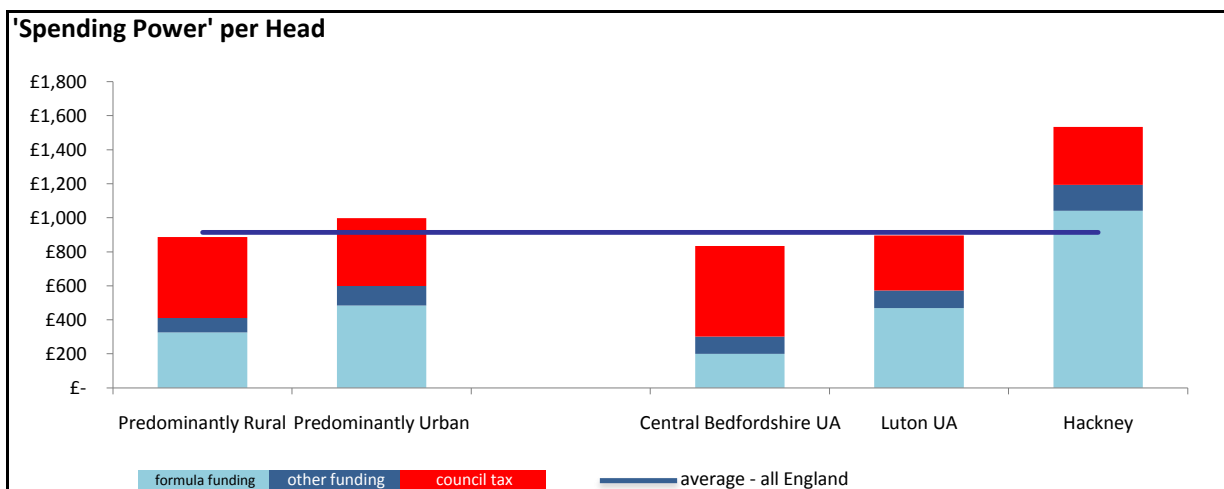
### Funding per Head Comparison

	Formula	Other Grants		Formula	Other Grants
Predominantly Rural	£ 324.41	£ 85.21	Central Bedfordshire UA	£ 200.01	£ 102.14
Predominantly Urban	£ 486.96	£ 114.34	Luton UA	£ 469.17	£ 102.62
Average (All England)	£ 390.49	£ 100.60	Hackney	£ 1,041.39	£ 152.85



### Council Tax per Head Comparison

Predominantly Rural	£ 488.12	Central Bedfordshire U	£ 532.41
Predominantly Urban	£ 398.10	Luton UA	£ 325.09
Average All England	£ 423.09	Hackney	£ 339.97



### 'Spending Power' per Head Comparison

Predominantly Rural	£ 897.75	Central Bedfordshire U	£ 834.57
Predominantly Urban	£ 999.40	Luton UA	£ 896.88
Average All England	£ 914.18	Hackney	£ 1,534.21