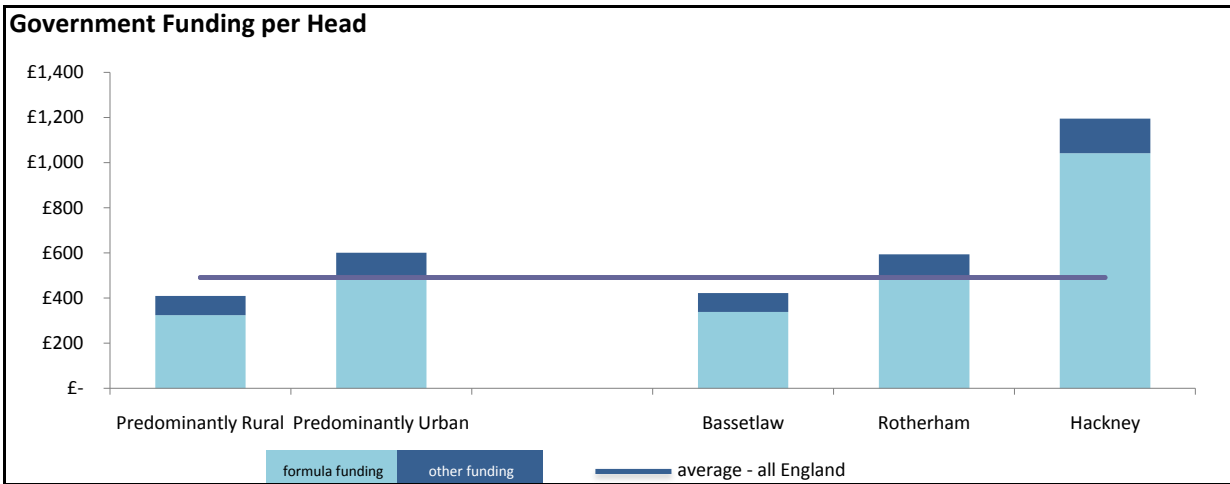


Analysis of Council Funding, Council Tax and Spending Power by Local Authority

Authority: Bassetlaw

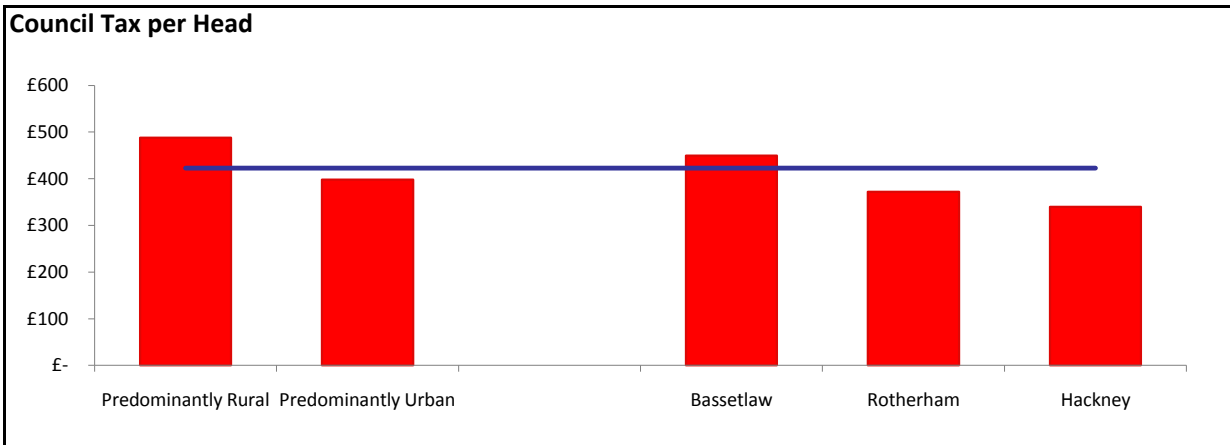
First Comparator: Rotherham

Second Comparator: Hackney



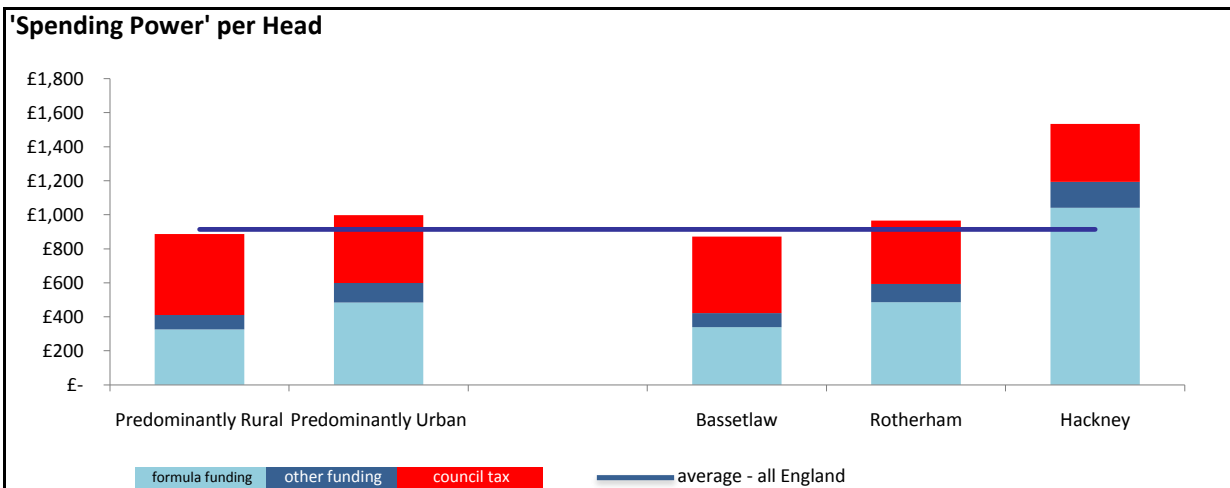
Funding per Head Comparison

	Formula	Other Grants		Formula	Other Grants
Predominantly Rural	£ 324.41	£ 85.21	Bassetlaw	£ 338.96	£ 83.11
Predominantly Urban	£ 486.96	£ 114.34	Rotherham	£ 485.11	£ 107.92
Average (All England)	£ 390.49	£ 100.60	Hackney	£ 1,041.39	£ 152.85



Council Tax per Head Comparison

Predominantly Rural	£ 488.12	Bassetlaw	£ 449.85
Predominantly Urban	£ 398.10	Rotherham	£ 372.04
Average All England	£ 423.09	Hackney	£ 339.97



'Spending Power' per Head Comparison

Predominantly Rural	£ 897.75	Bassetlaw	£ 871.93
Predominantly Urban	£ 999.40	Rotherham	£ 965.06
Average All England	£ 914.18	Hackney	£ 1,534.21