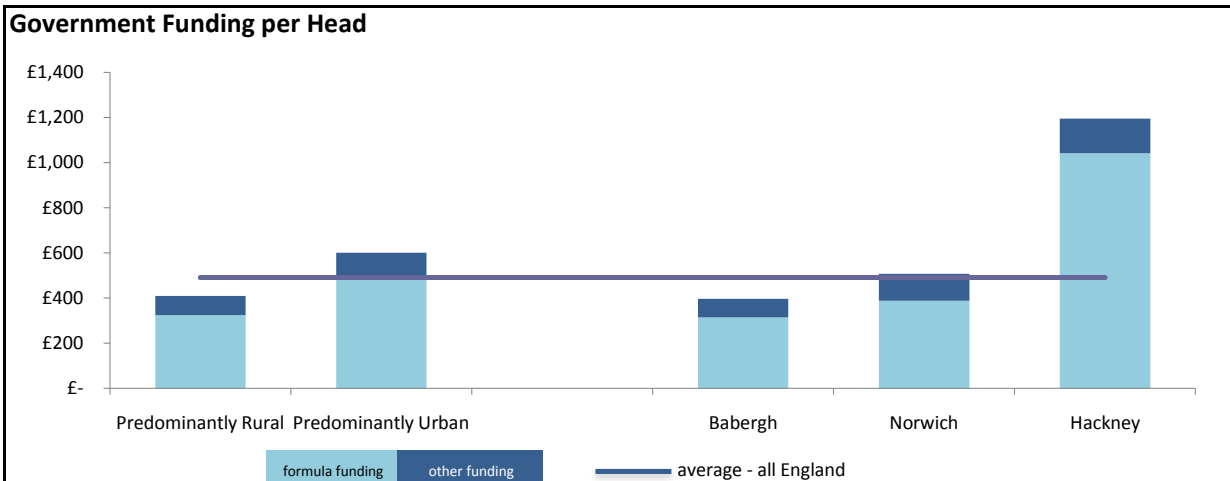


# Analysis of Council Funding, Council Tax and Spending Power by Local Authority

Authority: **Babergh**

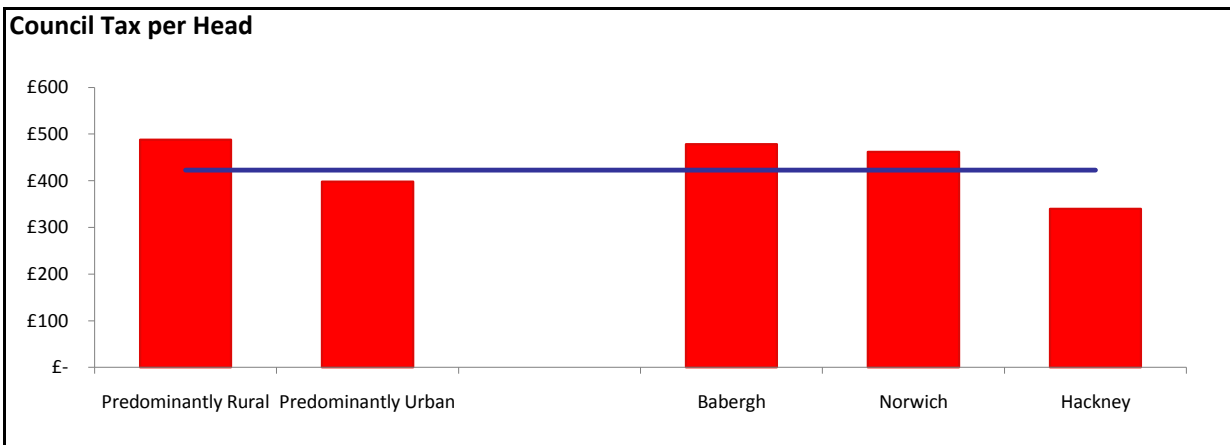
First Comparator: **Norwich**

Second Comparator: **Hackney**



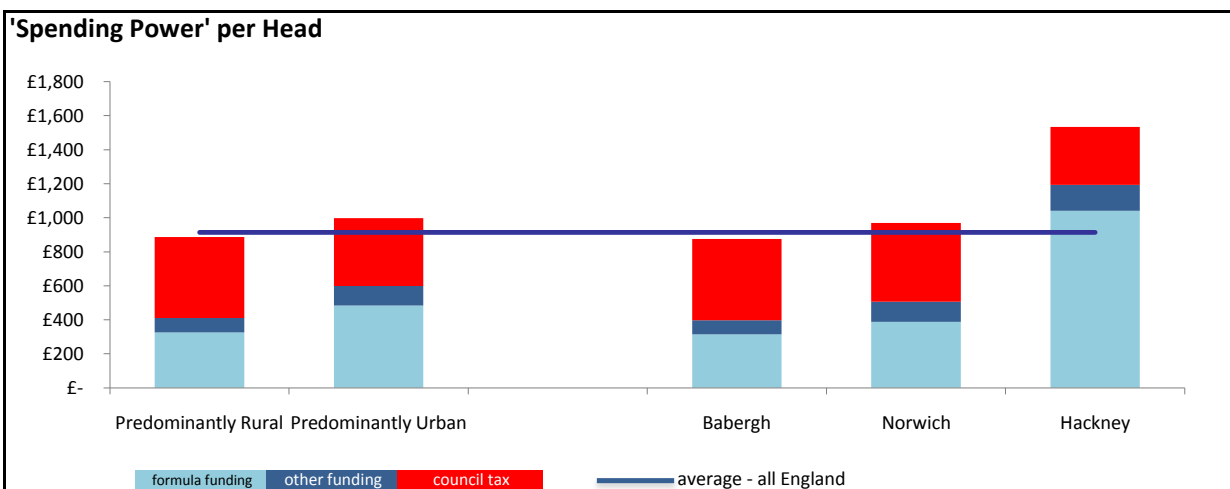
### Funding per Head Comparison

	Formula	Other Grants		Formula	Other Grants
Predominantly Rural	£ 324.41	£ 85.21	Babergh	£ 314.17	£ 82.57
Predominantly Urban	£ 486.96	£ 114.34	Norwich	£ 388.53	£ 118.63
Average (All England)	£ 390.49	£ 100.60	Hackney	£ 1,041.39	£ 152.85



### Council Tax per Head Comparison

Predominantly Rural	£ 488.12	Babergh	£ 478.13
Predominantly Urban	£ 398.10	Norwich	£ 461.86
Average All England	£ 423.09	Hackney	£ 339.97



### 'Spending Power' per Head Comparison

Predominantly Rural	£ 897.75	Babergh	£ 874.86
Predominantly Urban	£ 999.40	Norwich	£ 969.02
Average All England	£ 914.18	Hackney	£ 1,534.21