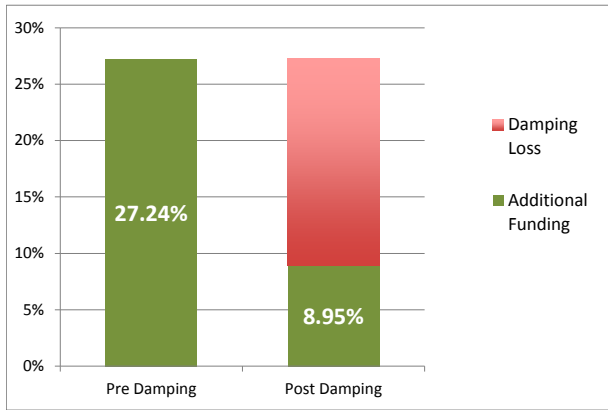


Authority: **South Hams**

Urban Comparator: **Plymouth**

Changes to funding attributable to Rural Services Technical Adjustments - Pre and Post Damping

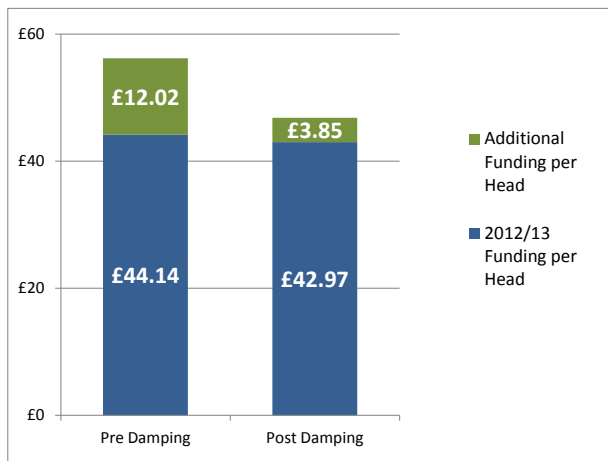


South Hams Exemplifications Data

	Pre Damping	Post Damping	Difference
2012/13 Funding	3,747,959	3,649,043	
Impact of Rural Services Adjustment	1,021,087	326,684	-68%
2012/13 Funding with Adjustment	4,769,046	3,975,726	
Percentage change arising from Rural Services Adjustment	27.24%	8.95%	

The graph and table show that South Hams would have had a pre-damping 27.24% increase in funding if the rural services adjustment had been implemented in 2012/13. However, damping would have reduced that gain arising from the rural service technical adjustment to 8.95%. Consequently, damping reduces the impact of the rural services technical adjustment by 68% for South Hams.

Impact of the changes attributable to Rural Services Technical Adjustments on Funding - Pre and Post Damping

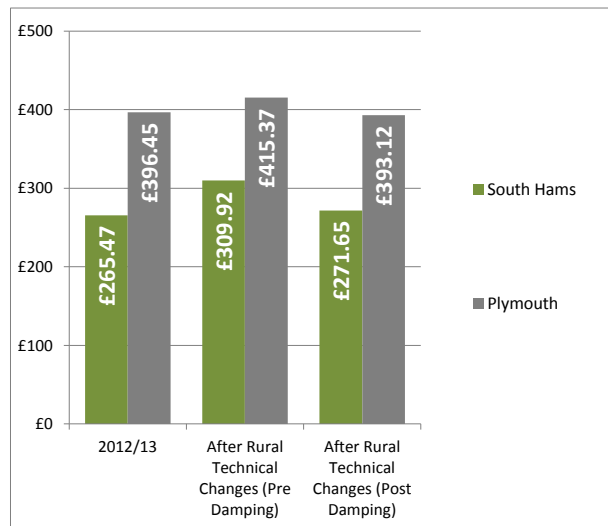


The impact of the **positive** rural services technical adjustment and the subsequent **negative** impact of damping can be seen in this graph.

The pre-damping impact for South Hams is a funding gain of £12.02 per head. For this reason, we feel that it is important that South Hams supports the rural services technical adjustment in the consultation.

However, the post-damping impact for South Hams is a much reduced funding gain of £3.85 per head. For this reason, SPARSE Rural have called on the Government to find a way of ensuring that a greater proportion of the pre-damping gains arising from the rural services technical adjustment are realised as cash funding.

Impact of the changes attributable to Rural Services Technical Adjustments on Funding - Comparison with Nearest Urban Authority - post damping



Comparison of Impact of Technical Changes - South Hams v Plymouth

To provide a comparison, in two tier areas, County and District funding has been added together. So, in order to be comparable with Plymouth which is a unitary authority South Hams's funding per head has been added to that of Devon County Council.

In 2012/13, South Hams received £130.98 less funding per head than Plymouth.

Prior to damping, the gains attributable to the rural services technical adjustment would have resulted in a closing of the gap between Plymouth and South Hams to £105.46 per head. This is a significant improvement for rural areas and SPARSE Rural has welcomed the changes in the recent Business Rates consultation.

As shown above, the damping block significantly reduces the gains arising from the rural services technical adjustment. After damping the gap in funding between Plymouth and South Hams increases to £121.47 per head.